



LEVELLINE™

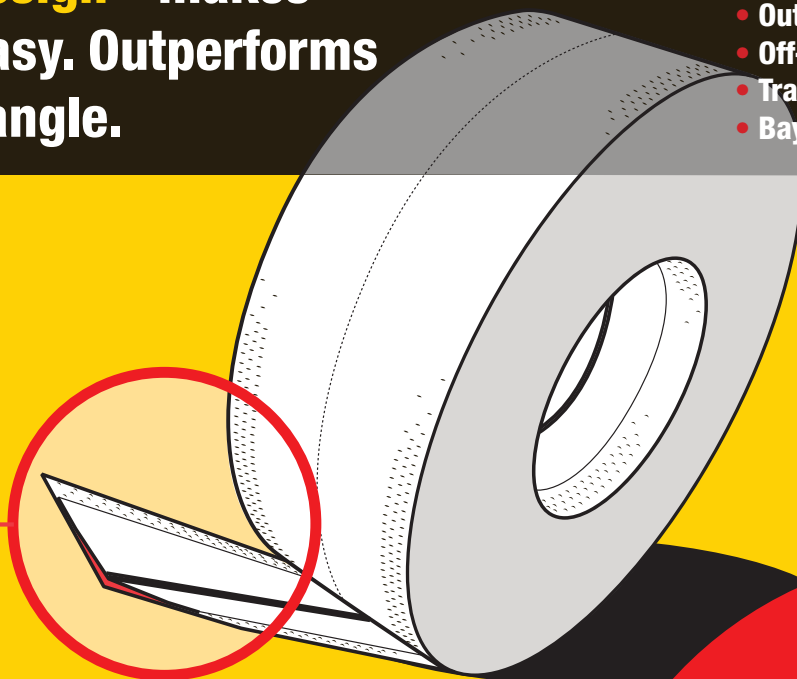
DRYWALL CORNER TRIM

Tapered Profile Design - makes finishing fast & easy. Outperforms flat flex at every angle.

Perfect for:


- Outside/inside corners
- Off-angles
- Tray ceilings
- Bay windows

- Tapered Plastic Core is indestructible - will not split or dent
- Joint Tape permanently bonds corner to drywall
- Memory-Free Hinge adjusts to any angle, eliminates pre-creasing, pre-measuring & allows instant application
- Formulated Surface Paper accepts any finish & resists abrasion




NEW Easy-to-use applicator box design!

Built-in handles provide quick & easy application right out of the box!



Visit www.levelline.com or call 1-888-270-0616 for more information.



Our new easy-to-use applicator box allows for instant application right out of the box. Eliminates pre-creasing and pre-measuring – instantly adjusts to any angle.

Tapered Profile Design - makes finishing fast & easy. Outperforms flat flex at every angle.

Tired of your flex...

- Popping off the walls?
- Cracking?
- Blistering?

Spending too much time...

- Pre-creasing?
- Pre-measuring?
- Applying excessive mud?



Comes in a convenient
2.75" Wide x 100' Roll
12 Rolls per case

LEVELLINE's™ Tapered Profile Design eliminates installation headaches and callbacks. Installing off-angles, inside and outside corners is faster and easier with LEVELLINE's™ tapered flex design and new applicator box. Our flex goes straight from the box or roll onto the wall, and requires less mud to apply and finish.

LEVELLINE's™ superior corner construction (tapered plastic core, joint tape and formulated surface paper) ensures corners will not split or dent. LEVELLINE™ can also withstand structural settling from green lumber and seismic movement without cracking or popping off the wall.

OUTPERFORMS FLAT FLEX AT EVERY ANGLE, ON ANY CORNER.

**Visit www.levelline.com
or call 1-888-270-0616 for
more information.**



BUILDING TECHNOLOGIES
Made in U.S.A.