



BAILEY
METAL PRODUCTS LIMITED



"SPEED TEC" AND "DRILL POINT" DRYWALL SCREWS

SPEED TEC

Our biggest selling fastener, Speed Tec screws are the industry favourite for easy application of drywall to steel studs up to 33 mils. Speed Tec screws penetrate easily with low driving pressure, which reduces operator fatigue. This quick penetrating action of the sharp, non-walking point combines with rapid thread formation for a consistent quality fastening. **Speed Tec drywall screws are also available in #10 diameter up to 10" long with an eight week lead time and a minimum order required.**

BUGLE HEAD

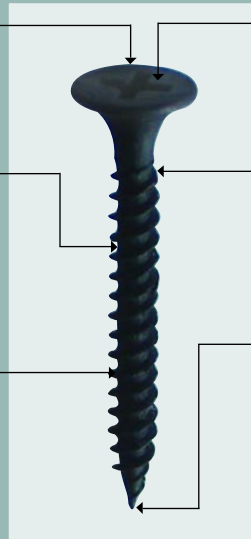
Speed Tec features a curved bugle head with a smooth rim for proper compression of board paper without tearing. This gives greater holding power without damage to the gypsum core.

HARDENING

Speed Tec screws are hardened under close quality assurance to provide a consistently hard point that will not burn or break off. All Speed Tec screws are manufactured and hardened to C1002 for Steel Studs less than 0.033 in. and C954 for Steel Studs 0.033 in. and heavier up to 0.112 in.

PLATING

Grey phosphate is standard plating on all bugle head Speed Tec's. (All other head styles have a zinc finish.) These finishes are anticorrosive coated.



PHILLIPS RECESS

Our snug fitting #2 Phillips recess is precisely centered on all Speed Tec screws to hold straight for fast driving without "wobble," yet is designed for easy bit removal without breaking the bit away.

THREADS

Designed for operator ease, the Speed Tec's twin lead thread configuration begins at point's end to pull through wallboard and stud **up to 30% faster** than ordinary sheet metal screws. Specially designed to minimize strip-outs.

POINT

The most important feature! Speed Tec screws are consistently sharp from box to box. Our 30° point is quality checked by the manufacturer. No burning or breaking of points means faster installation and reduced driver fatigue. The non-walking point provides quick penetration and eliminates "hole rounding" for a snug fastening.

DRILL POINT

For penetrating heavier gauge studs up to 68 mils, Drill Points make the ideal fastener. Hard drilling flutes start fast and remove chips quickly. Rapid thread-cutting adds to ease of a total drill, tap and seat fastening.

BUGLE HEAD

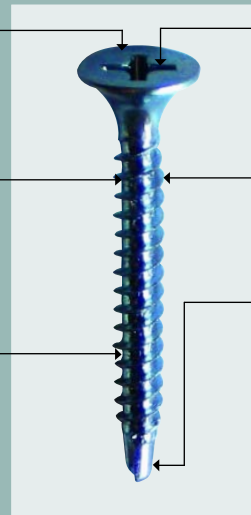
The Drill Point features a curved bugle head with a smooth rim for proper compression of board paper without tearing. This gives greater holding power without damage to the gypsum core.

HARDENING

Drill Point screws are hardened under quality assurances to provide consistently hardened drill flutes that will not dull or burn. All Drill Point screws are manufactured to IFI standards with a case hardening of Rockwell C52-58.

PLATING

Zinc is standard plating on all bugle Drill Points. These finishes are anticorrosive coated.



PHILLIPS RECESS

Our snug fitting #2 Phillips recess is precisely centered on all Drill Point screws to hold straight for fast driving without "wobble," yet is designed for easy bit removal without breaking the bit away.

THREADS















Drill Point's sharp threads enter material up to 68 mils and consistently cut mating threads with minimum pressure, reducing operator fatigue.

DRILLING FLUTES













Sharply formed flutes allow immediate drilling action without walking. Penetration starts with a quick curl of material and continues with excellent chip relief for maximum drilling depth. The flute also provides low driving torque for operator ease. Point is perfectly concentric to minimize drag of trailing flute.



"SPEED TEC" THE DRYWALL SCREWS WITH A SHARP POINT

DESCRIPTION		LENGTH	APPLICATION	
BUGLE PHILLIPS			No. 6 Screw 1", 1 1/4", 1 5/8", 2" No. 8 Screw 2 1/2", 3"	An outstanding Drywall screw available for attaching Drywall to metal studs from 18 mils through 33 mils. <ul style="list-style-type: none">• Also available with hi-lo thread
LONG SIZES			No. 10 Screw 3 3/4", 4 1/2", 5", 6"	An excellent long fastener for multiple layers, insulation, and accessory mountings. Note: long sizes are non-stock; 8 week lead time and minimum order required.
COARSE THREAD			No. 6 Screw 1", 1 1/8", 1 1/4", 1 5/8", 2", 2 1/4"	One of the finest quality fasteners for attaching Drywall to 18 mils metal studs and wood studs.
PAN FRAMING			No. 7 Screw 7/16"	A fine stud framing screw available for attaching stud to track up to 33 mils.
WAFER			No. 8 Screw 9/16"	A quality multi purpose screw available for among other things, attaching expanded metal lath to 33 mils studs.
LAMINATING			No. 10 Screw 1 1/2"	Type "G". A laminating screw for attaching gypsum to gypsum. Generally used as a temporary fastener.
TRIM HEAD			No. 7 Screw 1 5/8", 2 1/4"	Trim head screw for attaching wood trim and base to 25 GA studs.

"DRILL POINT" THE DRYWALL SCREWS WITH SHARP DRILLING FLUTES

DESCRIPTION		LENGTH	APPLICATION
BUGLE PHILLIPS 		No. 6 Screw 1", 1 1/4", 1 5/8", 2"	For attaching Drywall to metal studs up to 68 mils. Also used for attaching plywood, insulation board, etc. up to 68 mils.
PAN FRAMING 		No. 7 Screw 7/16"	One of the finest stud framing screws available for attaching track to studs of up to 68 mils.
WAFER 		No. 8 Screw 1/2"	An excellent screw available for attaching expanded metal lath to studs of up to 68 mils.
PAN PHILLIPS 		No. 8 Screw 1/2" No. 10 Screw 3/4"	For attaching up to 68 mils studs to track, studs to door frames, light boxes to studs, etc.
HEX WASHER HEAD (HWH) STAINLESS 		No. 10 Screw 3/4"	SS Brickties to steel stud.
HEX WASHER HEAD (HWH) 		No. 10 Screw 3/4", 1 1/4"	Metal to metal connections up to double thickness of 68 mils.