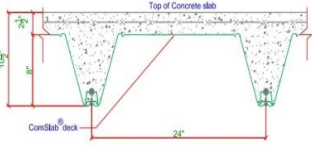
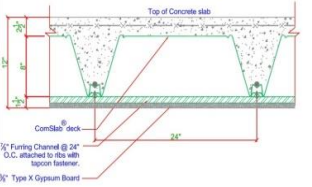
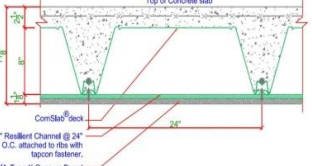
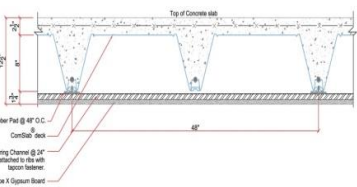
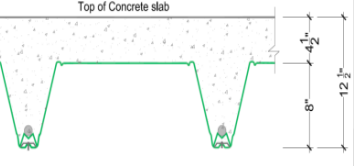
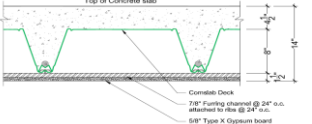
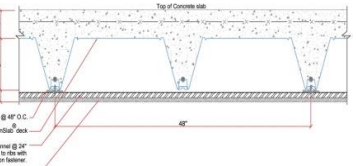


ASSEMBLY	CONFIGURATION	FRR	TESTING AUTHORITY	STC	TESTING AUTHORITY	IIC	TESTING AUTHORITY
	<b>Topping: 2.5"</b> <b>Underside: Bare</b>	1-HR	ULC F909	47	NGC #5009077	21	NGC #7009076
	<b>Topping: 2.5"</b> <b>Underside: Furring Channel + 5/8" Gypsum</b>	1-HR	ULC F909	56	NGC #5009050	-	-
	<b>Topping: 2.5" Underside: Resilient Channel + 5/8" Gypsum</b>	1-HR	ULC F909	58	NGC #5009047	-	-
	<b>Topping: 2.5"</b> <b>Underside: Rubber Pad + Furring Channel + 5/8" Gypsum</b>	1-HR	ULC F909	59	NGC #5009048	33	NGC #7009078
	<b>Topping: 4.5"</b> <b>Underside: Bare</b>	2-HR	ULC F918	51	NGC #5014039	-	-
	<b>Topping: 4.5"</b> <b>Underside: Furring Channel + 5/8" Gypsum</b>	2-HR	ULC F918	57	NGC #5014038	-	-
	<b>Topping: 4.5"</b> <b>Underside: Rubber Pad + Furring Channel + 5/8" Gypsum</b>	2-HR	ULC F918	61	NGC #5014048	39	NGC #7014059