

PRODUCT DATA SHEET

Cold-Formed Steel C-Studs

There are two types of Cold-Formed Steel C-Studs:

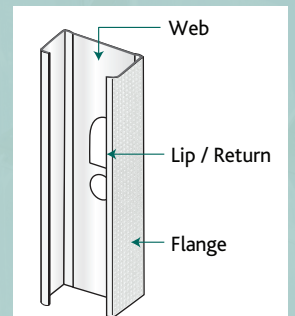

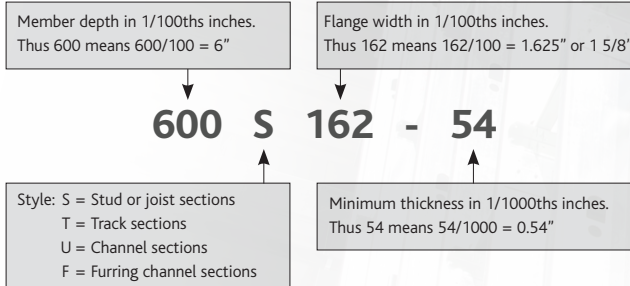
- **Structural** – Axial loadbearing and wind bearing (ALS)
- **Non-Structural** – Interior non-loadbearing (NLB)

Bailey standard steel studs are made in a variety of flange widths and steel thicknesses to meet different applications.

- **Standard stud web sizes:** 1 5/8", 2 1/2", 3 5/8", 4", 6", 8"
- **Flange sizes:** 1 1/4", 1 5/8", 2", 2 1/2", 3"
- **Gauges:** 25ga, 20ga, 18ga, 16ga, 14ga, 12ga
- **Structural steel yield strengths:** 33ksi yield strength steel will be specified for 33mils (20ga) and 43mils (18ga). 50ksi yield strength steel will be specified for 54mils (16ga), 68mils (14ga), and 97mils (12ga)
- **Standard coating:** G40 – Non-Structural G60 – Structural (G90 available)
- Additional member depths of 10", 12", 14" are also available (common for joists)
- All studs are colour coded for easy identification

BAILEY® STEEL STUD

EXAMPLE:
600S162-54



DESIGN LIP LENGTH FOR C-SHAPE STUDS & JOISTS

SECTION	FLANGE WIDTH		DESIGN LIP / RETURN LENGTH	
	(Inches)	(mm)	(Inches)	(mm)
S125	1.25	31.8	3/16	4.8
S162	1.62	41.3	1/2	12.7
S200	2.00	50.8	5/8	15.9
S250	2.50	63.5	5/8	15.9
S300	3.00	76.2	5/8	15.9



sales@bmp-group.com | www.bmp-group.com

BAILEY[®]
METAL PRODUCTS LIMITED

MONTREAL

800-263-3455

commande@bmp-group.com

TORONTO

800-668-2154

tor-orders@bmp-group.com

CALGARY

800-665-2013

cal-orders@bmp-group.com

EDMONTON

800-563-1751

edm-orders@bmp-group.com

VANCOUVER

800-818-2666

van-orders@bmp-group.com



COLD-FORMED STEEL C-STUDS

S125: members have a 1 1/4" flange and a 3/16" return. S125 members are common for interior framing applications.

S162: members have a 1 5/8" flange and a 1/2" return and are considered the industry standard. S162 members are preferred for most curtain wall applications. They also provide the vertical strength necessary for demanding loadbearing structural applications and sufficient strength for many joist applications.

S200: members have a 2" wide flange and a 5/8" return that provides a larger bearing surface for attaching sub-flooring or sheathing materials. This framing member is also used in axial loadbearing wall assemblies.

S250: members have a 2 1/2" wide flange and a 5/8" return and are used in floor joist assemblies and heavy loading conditions.

S300: members have a 3" flange and a 5/8" return and are used in very heavy loading and long span conditions.

KNOCKOUTS

Unless specified otherwise by the customer at time of order, Bailey knockouts (perforations) shall comply with the following conditions:

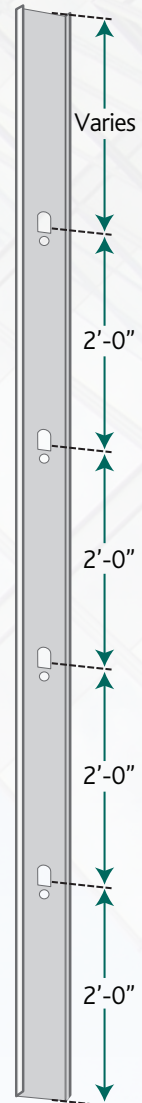
- Knockouts shall be spaced along the centerline of the web of the framing member.
- Knockouts shall have a center-to-center spacing of not less than 2 feet (600mm).
- Maximum knockout width shall be half the member depth or 2 1/2" (63.5mm), whichever is less.
- The distance from the center of the last knockout to the end of the member shall not be less than 12 inches (305mm), unless otherwise specified.

BENEFITS OF THE BAILEY® KNOCKOUT

- Specifically designed to allow for rapid installation of pipes, electrical conduit and wall bridging.
- Round service holes allow for the use of CSA approved plastic grommets for wiring.
- Flat bottom knockout design allows for a tight 'friction fit' of the bridging channel and facilitates easier installation of the bridging clips.
- The standard knockout pattern, punched at regular intervals (24" O.C.) allows insulation bats to easily fit around bridging without any cutting or alterations.

SPECIAL ORDERS

Custom spacing of the service holes is available upon request. Please specify knockout locations at time of order. Note: Knockouts are punched from the bottom of the stud first. To avoid any confusion at the time of order please remember this when specifying special knockout locations.



For more information about Bailey's entire line of Cold-Formed Steel C-Studs and other lightweight steel framing products, visit our website at www.bmp-group.com.



sales@bmp-group.com | www.bmp-group.com

K004IN16-1000



BAILEY
METAL PRODUCTS LIMITED

MONTREAL

800-263-3455

commande@bmp-group.com

TORONTO

800-668-2154

tor-orders@bmp-group.com

CALGARY

800-665-2013

cal-orders@bmp-group.com

EDMONTON

800-563-1751

edm-orders@bmp-group.com

VANCOUVER

800-818-2666

van-orders@bmp-group.com