

GRABBER
CONSTRUCTION PRODUCTS

Fastener Solutions Center



"The Professional's Choice"™

Index

Drywall Screws and Nails

- Bugle head coarse screws - drywall to wood attachment 4
- Bugle head coarse thread exterior grade screws - general wood to wood attachment 4
- Bugle head stainless steel coarse thread screws - drywall to wood attachment 4
- Bugle head laminator screws - drywall to drywall attachment 4
- Bugle head fine thread screws - drywall to light gauge metal attachment 5
- Bugle head drill point screws - drywall to heavy gauge metal attachment 5
- Ring shank nails - drywall attachment to wood 5

Interior Wood

- Trim head fine thread screws - trim to wood or metal attachment 5
- Trim head drill point screws - trim to heavy gauge metal attachment 5
- Flat head wood screws - general wood construction 6
- Pan head cabinet screws - cabinets and general wood construction 6

Exterior Construction

- Hex head bonded washer screws - metal to wood attachment 6
- Flat wafer head sharp point screws - cement board to wood attachment 6
- Flat wafer head drill point screws - cement board to metal attachment 6

Heavy Gauge Metal Framing - Self Drilling Screws

- Pan head drill point screws - heavy gauge metal framing 7
- Wafer head drill point screws - lath attachment 7
- Thin wafer head plymetal drill point - plywood to metal attachment 7
- Wafer head pilot point - plywood sheathing to metal attachment 7
- Hex head drill point - general metal to metal construction 7
- Hex head drill point bonded washer drill point screws - metal siding to metal attachment 8
- Winged wafer head plymetal drill point screws - plywood to metal attachment 9
- Thin winged wafer head drill point screws - plywood to metal attachment 9
- Flat head pilot point screws - plywood to metal attachment 9
- Flat head winged drill point screws - plywood to metal attachment 9
- Flat head sharp point stabbers - wood to metal attachment 9

Light Gauge Metal Framing - Self Tapping Screws

- Pan head fine thread Streaker® screws - light gauge metal framing 10
- Wafer head fine thread Streaker® screws - lath to light gauge metal attachment 10
- Hex head fine thread Streaker® screws - metal to light gauge metal framing 10
- Flat head PLYLITE® - plywood to metal fastener 10

SuperDrive

- SuperDrive tools 11
- Collated application chart for SuperDrive 12

Specialty Stainless Steel Screws

- Low profile drill point screws - SSR clips to metal or wood attachment 14
- Pan head drill point screws - general light gauge metal to metal attachment 14
- Flat head drill point screws - wood to light gauge metal attachment 14
- Hex head drill point screws - general light gauge metal to metal attachment 14
- Bugle head coarse thread screws - general wood to wood attachment 15
- Trim head fine thread Streaker® screws - trim to wood or metal attachment 15
- Cupped head coarse thread screws - composite to wood attachment 15
- Trim head coarse thread LOX® recess marine grade screws - deck and fence attachment 15
- Flat head coarse thread LOX® recess marine grade screws - deck and fence attachment 15
- Trim head coarse thread screws - deck and fence attachment 16
- Flat head coarse thread screws - deck and fence attachment 16
- Painted trim head coarse thread screws - PVC deck and fence attachment 16
- Painted flat head coarse thread screws - PVC deck and fence attachment 16

Specialty Stainless Steel Anchors

- Wedge anchors - concrete attachment 17
- Sleeve anchors - concrete attachment 18
- Drop in anchors - concrete attachment 18
- Nail in anchors - concrete attachment 18
- Bonded washers - sealing washers 18
- Flat head concrete anchors - concrete attachment 19
- Hex head concrete anchors - concrete attachment 19

CB Clips

4

4

4

4

5

5

5

5

5

5

6

6

6

6

6

6

6

7

7

7

7

7

7

8

9

9

9

9

9

10

10

10

10

11

11

12

14

14

14

14

14

15

15

15

15

15

16

16

16

16

17

17

18

18

18

18

19

19

19

19

Insert Bits and Bit Holders

20

Specialty Stainless Steel Nails

21

- Ring shank nails - general wood construction - bulk and collated 21
- Finish nails - general wood construction - collated angle finish nails 21
- Roofing nails - roof attachment - bulk and collated 22
- Copper roofing nails - roof attachment 22

Acoustical Products

22

- Eye-lag screws - hanger wire attachment 22
- Pre-tied hanger wire - ceiling attachment 22

Deck Solutions Center

23

Adhesives & Caulk

27

Finishing Products & Tools

28

Accessories and Tools

34

Specification and Data

38

About Grabber

Grabber Construction Products began in 1967 when John "Brad" Wagner was working as a sales representative for a major construction products company and decided that he could build a better screw than what was currently available. Armed with an engineering degree from Rensselaer Polytechnic Institute, Brad set out to create what is now known as the Grabber screw. One innovative product at a time, Brad grew the modern day Grabber Construction Products company.

Grabber is an international distributor and manufacturer of premium fasteners and fastening systems for wood, metal, and drywall applications in the commercial and residential construction markets. Grabber is home to the Deckmaster® Hidden Fastening System, the patented LOX® Drive System, and the SuperDrive® Auto-Feed Fastening System. Grabber also distributes a wide range of proprietary tools and accessories, various equipment, and building materials to the construction industry.

The Grabber organization is well established in the walls and ceilings industry with more than 25 year partnership with the Association of the Wall and Ceiling Industry (AWCI) organization. This relationship has helped establish a strong base, which has fostered phenomenal growth and success in the construction products industry. Grabber Construction Products is dedicated, as it has always been, to providing the best, most technologically advanced construction products available on the market today.



"The Professional's Choice"™

Grabber Fastener Applications

Grabber has you covered

Grabber's extensive line of professional grade fasteners cover just about every fastener need in residential and commercial construction applications.

- Interior Grade Screws
- Exterior Grade Screws
- Light Gauge Metal Screws
- Heavy Gauge Metal Screws
- Stainless Steel Screws
- Cement Board Screws



Drywall Screws and Nails

Bugle Head GRABBER®



INTERIOR WOOD Drywall

Attaches gypsum board to wood with superior holding power. Extra sharp point and threads make driving easier.

No. 2 Phillips recess Bugle head, coarse thread

Coating: Gray phosphate

SIZE	PART NO.	WEIGHT	QTY	DESCRIPTION
6 X 1	100	29lbs	10M	BUGLE HEAD, #2PHIL, COARSE THREAD, GRAY PHOSPHATE
6 X 1-1/8	200	32lbs	10M	BUGLE HEAD, #2PHIL, COARSE THREAD, GRAY PHOSPHATE
6 X 1-1/4	300	33lbs	8M	BUGLE HEAD, #2PHIL, COARSE THREAD, GRAY PHOSPHATE
6 X 1-5/8	400	22lbs	5M	BUGLE HEAD, #2PHIL, COARSE THREAD, GRAY PHOSPHATE
7 X 2	500	21lbs	3.5M	BUGLE HEAD, #2PHIL, COARSE THREAD, GRAY PHOSPHATE
7 X 2-1/4	600	20lbs	3M	BUGLE HEAD, #2PHIL, COARSE THREAD, GRAY PHOSPHATE
8 X 2-1/2	900	25lbs	2.5M	BUGLE HEAD, #2PHIL, COARSE THREAD, GRAY PHOSPHATE
8 X 3	1100	22lbs	2M	BUGLE HEAD, #2PHIL, COARSE THREAD, GRAY PHOSPHATE
10 X 3-1/2	1200	17lbs	1M	BUGLE HEAD, #2PHIL, COARSE THREAD, GRAY PHOSPHATE
10 X 4	1300	20lbs	1M	BUGLE HEAD, #2PHIL, COARSE THREAD, GRAY PHOSPHATE



INTERIOR WOOD General

Ideal for general purpose interior wood applications.

No. 2 Phillips recess Bugle head, coarse thread

Coating: Yellow Zinc

SIZE	PART NO.	WEIGHT	QTY	DESCRIPTION
6 X 1	100YZ	30lbs	10M	BUGLE HEAD, #2PHIL, COARSE THREAD, YELLOW ZINC
6 X 1-1/4	300YZ	33lbs	8M	BUGLE HEAD, #2PHIL, COARSE THREAD, YELLOW ZINC
6 X 1-5/8	400YZ	22lbs	5M	BUGLE HEAD, #2PHIL, COARSE THREAD, YELLOW ZINC
7 X 2	500YZ	21lbs	3.5M	BUGLE HEAD, #2PHIL, COARSE THREAD, YELLOW ZINC
8 X 2-1/2	900YZ	25lbs	2.5M	BUGLE HEAD, #2PHIL, COARSE THREAD, YELLOW ZINC
8 X 3	1100YZ	22lbs	2M	BUGLE HEAD, #2PHIL, COARSE THREAD, YELLOW ZINC
10 X 3-1/2	1200YZ	30lbs	1.5M	BUGLE HEAD, #2PHIL, COARSE THREAD, YELLOW ZINC
10 X 4	1300YZ	30lbs	1.1M	BUGLE HEAD, #2PHIL, COARSE THREAD, YELLOW ZINC



Ideal for general purpose interior wood applications.

No. 2 Phillips recess Bugle head, coarse thread

Coating: Clear Zinc

SIZE	PART NO.	WEIGHT	QTY	DESCRIPTION
6 X 1	100Z	30lbs	10M	BUGLE HEAD, #2PHIL, COARSE THREAD, CLEAR ZINC
6 X 1-1/8	200Z	32lbs	10M	BUGLE HEAD, #2PHIL, COARSE THREAD, CLEAR ZINC
6 X 1-1/4	300Z	33lbs	8M	BUGLE HEAD, #2PHIL, COARSE THREAD, CLEAR ZINC
6 X 1-5/8	400Z	22lbs	5M	BUGLE HEAD, #2PHIL, COARSE THREAD, CLEAR ZINC
7 X 2	500Z	21lbs	3.5M	BUGLE HEAD, #2PHIL, COARSE THREAD, CLEAR ZINC
7 X 2-1/4	600Z	20lbs	3M	BUGLE HEAD, #2PHIL, COARSE THREAD, CLEAR ZINC
8 X 2-1/2	900Z	25lbs	2.5M	BUGLE HEAD, #2PHIL, COARSE THREAD, CLEAR ZINC
8 X 3	1100Z	22lbs	2M	BUGLE HEAD, #2PHIL, COARSE THREAD, CLEAR ZINC
10 X 4	1300Z	20lbs	1M	BUGLE HEAD, #2PHIL, COARSE THREAD, CLEAR ZINC



EXTERIOR WOOD General

Ideal for general purpose exterior wood applications.

Note: Staining may occur when using freshly cut lumber.

No. 2 Phillips recess Bugle head, coarse thread



Coating: GrabberGard®

SIZE	PART NO.	WEIGHT	QTY	DESCRIPTION
6 X 1	100RG	30lbs	10M	BUGLE HEAD, #2PHIL, COARSE THREAD, GRABBERGARD
6 X 1-1/8	200RG	32lbs	10M	BUGLE HEAD, #2PHIL, COARSE THREAD, GRABBERGARD
6 X 1-1/4	300RG	33lbs	8M	BUGLE HEAD, #2PHIL, COARSE THREAD, GRABBERGARD
6 X 1-5/8	400RG	22lbs	5M	BUGLE HEAD, #2PHIL, COARSE THREAD, GRABBERGARD
7 X 2	500RG	21lbs	3.5M	BUGLE HEAD, #2PHIL, COARSE THREAD, GRABBERGARD
7 X 2-1/4	600RG	20lbs	3M	BUGLE HEAD, #2PHIL, COARSE THREAD, GRABBERGARD
8 X 2-1/2	900RG	25lbs	2.5M	BUGLE HEAD, #2PHIL, COARSE THREAD, GRABBERGARD
8 X 3	1100RG	22lbs	2M	BUGLE HEAD, #2PHIL, COARSE THREAD, GRABBERGARD
10 X 3-1/2	1200RG	17lbs	1M	BUGLE HEAD, #2PHIL, COARSE THREAD, GRABBERGARD
10 X 4	1300RG	20lbs	1M	BUGLE HEAD, #2PHIL, COARSE THREAD, GRABBERGARD



STAINLESS STEEL Drywall

Bugle head phillips 305 Stainless steel screw for drywall to wood non-magnetic fastener applications such as MRI and radiology spaces.


No. 2 Phillips recess Bugle head, coarse thread



305 Stainless steel

SIZE	PART NO.	WEIGHT	QTY	DESCRIPTION
6 X 1-1/4	SMRI	22lbs	5M	BUGLE HEAD, #2PHIL, COARSE THREAD, 305 STAINLESS STEEL
8 X 1-1/4	8300SS305	39lbs	5M	BUGLE HEAD, #2PHIL, COARSE THREAD, 305 STAINLESS STEEL

Bugle Head Laminator



INTERIOR WOOD Drywall


For temporary fastening of gypsum in laminated drywall construction.

No. 2 Phillips recess Bugle head, coarse thread

Coating: Gray phosphate

SIZE	PART NO.	WEIGHT	QTY	DESCRIPTION
10 X 1-1/2	12	37lbs	5M	BUGLE HEAD, #2PHIL, COARSE THREAD, GRAY PHOSPHATE
10 X 1-1/2	12Z	37lbs	5M	BUGLE HEAD, #2PHIL, COARSE THREAD, CLEAR ZINC

Use with Grabber drywall adhesive, item number: **GDWA**



EXTERIOR WOOD General

10 gauge coarse thread screw. Ideal for general purpose exterior wood applications.

No. 2 Phillips recess Bugle head coarse thread




Coating: GrabberGard®

SIZE	PART NO.	WEIGHT	QTY	DESCRIPTION
10 X 1-1/2	12RG	37lbs	5M	BUGLE HEAD, #2PHIL, COARSE THREAD, GRABBERGARD



Bugle Head Screver®

LIGHT GAUGE METAL Drywall



Attaches gypsum board to 25-20 ga. steel. Standard bugle head.


No. 2 Phillips recess Bugle head, fine thread

Coating: Gray phosphate

SIZE	PART NO.	WEIGHT	QTY	DESCRIPTION
6 X 1	168	29lbs	10M	BUGLE HEAD, #2PHIL, FINE THREAD, GRAY PHOSPHATE
6 X 1-1/8	268	32lbs	10M	BUGLE HEAD, #2PHIL, FINE THREAD, GRAY PHOSPHATE
6 X 1-1/4	368	30lbs	8M	BUGLE HEAD, #2PHIL, FINE THREAD, GRAY PHOSPHATE
6 X 1-5/8	468	22lbs	5M	BUGLE HEAD, #2PHIL, FINE THREAD, GRAY PHOSPHATE
6 X 2	768	22lbs	3.5M	BUGLE HEAD, #2PHIL, FINE THREAD, GRAY PHOSPHATE
7 X 2-1/4	868	20lbs	3M	BUGLE HEAD, #2PHIL, FINE THREAD, GRAY PHOSPHATE
8 X 2-1/2	968	20lbs	2.5M	BUGLE HEAD, #2PHIL, FINE THREAD, GRAY PHOSPHATE
8 X 3	1168	22lbs	2M	BUGLE HEAD, #2PHIL, FINE THREAD, GRAY PHOSPHATE
10 X 3-1/2	1268	17lbs	1M	BUGLE HEAD, #2PHIL, FINE THREAD, GRAY PHOSPHATE
10 X 4	1368	21lbs	1M	BUGLE HEAD, #2PHIL, FINE THREAD, GRAY PHOSPHATE
10 X 5	1568	24lbs	1M	BUGLE HEAD, #2PHIL, FINE THREAD, GRAY PHOSPHATE
10 X 6	1768	28lbs	1M	BUGLE HEAD, #2PHIL, FINE THREAD, GRAY PHOSPHATE

Scavenger® Head Screver®

LIGHT GAUGE METAL Drywall



Unique Scavenger® head

► Reduces paper burrs

Attaches gypsum board to 25-20 ga. steel. Unique Scavenger® head eliminates paper burrs.


No. 2 Phillips recess Scavenger® head, fine thread

Coating: Gray phosphate

SIZE	PART NO.	WEIGHT	QTY	DESCRIPTION
6 X 1	168S	28lbs	10M	SCAVENGER HEAD, FINE THREAD, #2PHIL, GRAY PHOSPHATE
6 X 1-1/8	268S	32lbs	10M	SCAVENGER HEAD, FINE THREAD, #2PHIL, GRAY PHOSPHATE
6 X 1-1/4	368S	30lbs	8M	SCAVENGER HEAD, FINE THREAD, #2PHIL, GRAY PHOSPHATE
6 X 1-5/8	468S	22lbs	5M	SCAVENGER HEAD, FINE THREAD, #2PHIL, GRAY PHOSPHATE

Scavenger® Head Driller

HEAVY GAUGE METAL Drywall



Unique Scavenger® head

► Reduces paper burrs

Attaches gypsum, insulation board, wood, etc. to metal studs 20-14 ga.

No. 2 Phillips recess Scavenger® head, drill point

Coating: Gray phosphate or clear zinc

SIZE	PART NO.	WEIGHT	QTY	DESCRIPTION
6 X 1	13S	33lbs	10M	SCAVENGER HEAD, DRILL POINT, #2PHIL, PHOSPHATE
6 X 1	13SZ	33lbs	10M	SCAVENGER HEAD, DRILL POINT, #2PHIL, CLEAR ZINC
6 X 1-1/8	13SS	37lbs	10M	SCAVENGER HEAD, DRILL POINT, #2PHIL, PHOSPHATE
6 X 1-1/8	13SSZ	37lbs	10M	SCAVENGER HEAD, DRILL POINT, #2PHIL, CLEAR ZINC
6 X 1-1/4	14S	33lbs	8M	SCAVENGER HEAD, DRILL POINT, #2PHIL, PHOSPHATE
6 X 1-1/4	14SZ	33lbs	8M	SCAVENGER HEAD, DRILL POINT, #2PHIL, CLEAR ZINC
6 X 1-5/8	15S	22lbs	5M	SCAVENGER HEAD, DRILL POINT, #2PHIL, PHOSPHATE
6 X 1-5/8	15SZ	22lbs	5M	SCAVENGER HEAD, DRILL POINT, #2PHIL, CLEAR ZINC
6 X 1-7/8	16S	26lbs	4M	SCAVENGER HEAD, DRILL POINT, #2PHIL, PHOSPHATE
6 X 1-7/8	16SZ	26lbs	4M	SCAVENGER HEAD, DRILL POINT, #2PHIL, CLEAR ZINC
8 X 2-3/8	30SS	28lbs	3M	SCAVENGER HEAD, DRILL POINT, #2PHIL, PHOSPHATE
8 X 2-3/8	30SSZ	28lbs	3M	SCAVENGER HEAD, DRILL POINT, #2PHIL, CLEAR ZINC
8 X 2-5/8	30MS	20lbs	2M	SCAVENGER HEAD, DRILL POINT, #2PHIL, PHOSPHATE
8 X 2-5/8	30MSZ	20lbs	2M	SCAVENGER HEAD, DRILL POINT, #2PHIL, CLEAR ZINC
8 X 3	30LS	22lbs	2M	SCAVENGER HEAD, DRILL POINT, #2PHIL, PHOSPHATE
8 X 3	30LSZ	22lbs	2M	SCAVENGER HEAD, DRILL POINT, #2PHIL, CLEAR ZINC
10 X 3-1/2	B10350SDZ	22lbs	1M	SCAVENGER HEAD, DRILL POINT, #2PHIL, CLEAR ZINC
10 X 4	B10400SDZ	24lbs	1M	SCAVENGER HEAD, DRILL POINT, #2PHIL, CLEAR ZINC
10 X 5	B10500SDZ	26lbs	1M	SCAVENGER HEAD, DRILL POINT, #2PHIL, CLEAR ZINC

Drywall Nails

INTERIOR WOOD Drywall



Available Coating:

- Ring shank clear zinc
- Cement coated
- Phosphate coated

Quantity: 50 lbs per box

SIZE	PART NO.	WEIGHT	QTY	DESCRIPTION
12.5 X 11/32 X 1-1/4	DWAT125	50lbs	BOX	DW RING SHANK BRIGHT LSDP
12.5X11/32X1-3/8	DWAT138	50lbs	BOX	DW RING SHANK BRIGHT LSDP
12.5X11/32X1-5/8	DWAT158	50lbs	BOX	DW RING SHANK BRIGHT LSDP
12.5 X 11/32 X 2 DW	DWAT200	50lbs	BOX	DW RING SHANK BRIGHT LSDP
13 X 3/8 X 1-3/8 CC	DWCC138	50lbs	BOX	SMOOTH SHANK CEMENT COATED LSDP
13 X 19/64 HDX 1-3/8	DWCH138	50lbs	BOX	PC, CUP HD LONG SHARP DIAM PT, PHOSPHATE
12.5 X 11/32 HDX 1-3/8	DWCH138G	50lbs	BOX	DW, CUP HD PHOSPHATE COATED

Interior Wood

Trim Head Screver®

LIGHT GAUGE METAL Trim



Attaches wood trim over single or double layer gypsum board to 25-20 ga. steel.

No. 1 Square recess Trim head, fine thread

Coating: Gray phosphate

SIZE	PART NO.	WEIGHT	QTY	DESCRIPTION
7 X 1	17S100	29lbs	10M	TRIM HEAD, FINE THREAD, #1SQ, GRAY PHOSPHATE
7 X 1-5/8	17S	49lbs	10M	TRIM HEAD, FINE THREAD, #1SQ, GRAY PHOSPHATE
7 X 2-1/4	18S	34lbs	5M	TRIM HEAD, FINE THREAD, #1SQ, GRAY PHOSPHATE
8 X 3	17S76	21lbs	2M	TRIM HEAD, FINE THREAD, #1SQ, GRAY PHOSPHATE

Trim Head Driller

HEAVY GAUGE METAL Trim



Attaches wood trim over single or double layer gypsum board to 20-14 ga. steel.

No. 1 Square recess Trim head, drill point

Coating: Gray phosphate

SIZE	PART NO.	WEIGHT	QTY	DESCRIPTION
7 X 1-5/8	17SD	28lbs	5M	TRIM HEAD, DRILL POINT, #1SQ, GRAY PHOSPHATE
7 X 2-1/4	18SD	29lbs	4M	TRIM HEAD, DRILL POINT, #1SQ, GRAY PHOSPHATE
8 X 3	17SD76	22lbs	2M	TRIM HEAD, DRILL POINT, #1SQ, GRAY PHOSPHATE

Interior Wood

Flat Head Wood Screws



- ▶ Phosphate or zinc finish
- ▶ Type 17 point
- ▶ Low root
- ▶ Countersinking nibs

INTERIOR WOOD General


Coarse thread screw for cabinet installation and other hardwood to wood applications. Square drive creates more positive driving.

No. 2 Square recess.
Flat head, low root, nibs

Coating: Black phosphate or zinc

SIZE	PART NO.	WEIGHT	QTY	DESCRIPTION
8 X 1	HT8100B	41lbs	10M	FLAT HEAD COARSE THREAD, BLACK PHOSPHATE
8 X 1	HT8100Z	41lbs	10M	FLAT HEAD COARSE THREAD, CLEAR ZINC
8 X 1-1/4	HT8114B	35lbs	8M	FLAT HEAD COARSE THREAD, BLACK PHOSPHATE
8 X 1-1/4	HT8114Z	35lbs	8M	FLAT HEAD COARSE THREAD, CLEAR ZINC
8 X 1-1/2	HT8112B	36lbs	6M	FLAT HEAD COARSE THREAD, BLACK PHOSPHATE
8 X 1-1/2	HT8112Z	36lbs	6M	FLAT HEAD COARSE THREAD, CLEAR ZINC
8 X 1-3/4	HT8134B	26lbs	4M	FLAT HEAD COARSE THREAD, BLACK PHOSPHATE
8 X 1-3/4	HT8134Z	26lbs	4M	FLAT HEAD COARSE THREAD, CLEAR ZINC
8 X 2	HT8200B	26lbs	3.5M	FLAT HEAD COARSE THREAD, BLACK PHOSPHATE
8 X 2	HT8200Z	26lbs	3.5M	FLAT HEAD COARSE THREAD, CLEAR ZINC
8 X 2-1/4	HT8214B	27lbs	3M	FLAT HEAD COARSE THREAD, BLACK PHOSPHATE
8 X 2-1/4	HT8214Z	27lbs	3M	FLAT HEAD COARSE THREAD, CLEAR ZINC
8 X 2-1/2	HT8212B	19lbs	2.5M	FLAT HEAD COARSE THREAD, BLACK PHOSPHATE
8 X 2-1/2	HT8212Z	19lbs	2.5M	FLAT HEAD COARSE THREAD, CLEAR ZINC
8 X 3	HT8300B	21lbs	2M	FLAT HEAD COARSE THREAD, BLACK PHOSPHATE
8 X 3	HT8300Z	12lbs	2M	FLAT HEAD COARSE THREAD, CLEAR ZINC

Flat Head Wood Screws



INTERIOR WOOD General

Zinc finished screws for interior projects such as cabinets, paneling, furniture, wood framing, stairs, wood trim & more.

No. 2 Square recess.
Flat head, coarse thread

Coating: Yellow or clear zinc

SIZE	PART NO.	WEIGHT	QTY	DESCRIPTION
8 X 1	78100Z	30lbs	8M	FLAT HEAD COARSE THREAD, CLEAR ZINC
8 X 1-1/8	78118Z	31lbs	6M	FLAT HEAD COARSE THREAD, CLEAR ZINC
8 X 1-1/4	78125Z	32lbs	6M	FLAT HEAD COARSE THREAD, CLEAR ZINC
8 X 1-1/2	78150Z	31lbs	5M	FLAT HEAD COARSE THREAD, CLEAR ZINC
8 X 1-3/4	78175Z	28lbs	4M	FLAT HEAD COARSE THREAD, CLEAR ZINC
8 X 2	78200Z	25lbs	3M	FLAT HEAD COARSE THREAD, CLEAR ZINC
8 X 2	78200YZ	25lbs	3M	FLAT HEAD COARSE THREAD, YELLOW ZINC
9 X 2-1/2	78250Z	27lbs	2.5M	FLAT HEAD COARSE THREAD, CLEAR ZINC
9 X 2-1/2	78250YZ	27lbs	2.5M	FLAT HEAD COARSE THREAD, YELLOW ZINC
9 X 2-3/4	78275YZ	27lbs	2M	FLAT HEAD COARSE THREAD, YELLOW ZINC
9 X 3	78300Z	26lbs	2M	FLAT HEAD COARSE THREAD, CLEAR ZINC
9 X 3	78300YZ	26lbs	2M	FLAT HEAD COARSE THREAD, YELLOW ZINC
10 X 3-1/2	78350Z	19lbs	1M	FLAT HEAD COARSE THREAD, CLEAR ZINC
10 X 3-1/2	78350YZ	19lbs	1M	FLAT HEAD COARSE THREAD, YELLOW ZINC
10 X 4	78400Z	21lbs	1M	FLAT HEAD COARSE THREAD, CLEAR ZINC

Pan Head Cabinet Screws



INTERIOR WOOD Cabinet

Pan head screw used for cabinet assembly and installation. Type 17 point provides easy penetration and minimal expansion of material leaving a smooth flush surface.

No. 2 Square recess or
No. 2 Phillips recess


Pan head, type 17 point

Coating: Black or gray phosphate

SIZE	PART NO.	WEIGHT	QTY	DESCRIPTION
6 X 1-1/4	90-4	44lbs	10M	PAN HEAD STREAKER, TP17 POINT, #2 PHILLIPS, PHOSPHATE
6 X 1-1/4	90204	24lbs	10M	PAN HEAD STREAKER, TP17 POINT, #2 SQUARE, PHOSPHATE
6 X 1-1/2	90	24lbs	5M	PAN HEAD STREAKER, TP17 POINT, #2 PHILLIPS, PHOSPHATE
6 X 1-1/2	9020	44lbs	5M	PAN HEAD STREAKER, TP17 POINT, #2 SQUARE, PHOSPHATE
7 X 1-1/2	6W	20lbs	5M	PAN HEAD STREAKER, TP17 POINT, #2 PHILLIPS, PHOSPHATE

Exterior Construction

Hex Head Bonded Washer



- ▶ Neoprene bonded sealing washer
- ▶ Type 17 point
- ▶ High-low thread configuration

EXTERIOR WOOD General

Attaches metal siding to wood or 5V crimp roofing.


GrabberGard® exterior coating. neoprene bonded sealing washer keeps out moisture and prevents bleeding.

Hex head, bonded washer, high-low thread

Coating: GrabberGard®

SIZE	PART NO.	WEIGHT	QTY	DESCRIPTION
10-16 X 1	10100HWRG	36lbs	2.5M	HWH 1/4" HIGH TYPE 17 HI/LO W/NEO
10-16 X 1-1/2	10150HWRG	34lbs	2.5M	HWH 1/4" HIGH TYPE 17 HI/LO W/NEO
10-16 X 2	10200HWRG	25lbs	2M	HWH 1/4" HIGH TYPE 17 HI/LO W/NEO
10-16 X 2-1/2	10250HWRG	22lbs	1.5M	HWH 1/4" HIGH TYPE 17 HI/LO W/NEO
10-16 X 3	10300HWRG	20lbs	.5M	HWH 1/4" HIGH TYPE 17 HI/LO W/NEO

Flat Wafer Head



For Wood

For Steel

CEMENT BOARD Sheathing

Attaches cement board to wood and steel. With .40 diameter head and GrabberGard® Exterior Coating.

No. 2 Phillips recess
Flat wafer head, high-low thread or drill point

Coating: GrabberGard®

SIZE	PART NO.	WEIGHT	QTY	DESCRIPTION
For Wood				
8 X 1-1/4	GCB8125HL	37lbs	5M	FLAT WAFER HEAD, ALT THREAD, #2PHIL, GRABBERGARD
8 X 1-5/8	GCB8158HL	31lbs	4M	FLAT WAFER HEAD, ALT THREAD, #2PHIL, GRABBERGARD
8 X 2-1/4	GCB8225HL	31lbs	2M	FLAT WAFER HEAD, ALT THREAD, #2PHIL, GRABBERGARD
For Metal				
8 X 1-1/4	GCB8125SD	37lbs	5M	FLAT WAFER HEAD, SELF DRILL, #2PHIL, GRABBERGARD
8 X 1-5/8	GCB8158SD	31lbs	4M	FLAT WAFER HEAD, SELF DRILL, #2PHIL, GRABBERGARD
8 X 2-1/4	GCB8225SD	31lbs	2M	FLAT WAFER HEAD, SELF DRILL, #2PHIL, GRABBERGARD



Heavy Gauge Metal Framing - Self Drilling Screws

Pan Head Driller



HEAVY GAUGE METAL Framing


Framing screw for 20-14 ga.

**No. 2 Phillips recess
Pan head, drill point**

Coating: Clear zinc or black phosphate

SIZE	PART NO.	WEIGHT	QTY	DESCRIPTION
6 X 7/16	19Z	38lbx	15M	PAN HEAD, DRILL POINT, #2PHIL, CLEAR ZINC
6 X 7/16	19	38lbx	15M	PAN HEAD, DRILL POINT, #2PHIL, BLACK PHOSPHATE
8 X 1/2	20Z	33lbx	10M	PAN HEAD, DRILL POINT, #2PHIL, CLEAR ZINC
10 X 5/8	10058P3	38lbx	7.5M	PAN HEAD, 3 PT, #2PHIL, CLEAR ZINC

Wafer Head Driller



HEAVY GAUGE METAL Framing

Attaches metal lath to 20-14 ga. steel studs and framing.

**No. 2 Phillips recess
Wafer head, drill point**

Coating: Clear zinc

Note: Super Point Type 3 Available in bulk. Part numbers 234Z, 235Z, 236Z, 237Z, and 239Z


SIZE	PART NO.	WEIGHT	QTY	DESCRIPTION
8 X 1/2	34Z	27lbs	10M	WAFER HEAD, DRILL POINT, #2PHIL, CLEAR ZINC
8 X 1	35Z	27lbs	5M	WAFER HEAD, DRILL POINT, #2PHIL, CLEAR ZINC
8 X 1-1/4	36Z	32lbs	5M	WAFER HEAD, DRILL POINT, #2PHIL, CLEAR ZINC
8 X 1-5/8	37Z	31lbs	4M	WAFER HEAD, DRILL POINT, #2PHIL, CLEAR ZINC
8 X 2	376Z	31lbs	2.5M	WAFER HEAD, DRILL POINT, #2PHIL, CLEAR ZINC
8 X 2-1/2	238Z	31lbs	2.5M	WAFER HEAD, DRILL POINT, #2PHIL, CLEAR ZINC
8 X 3	39Z	31lbs	1M	WAFER HEAD, DRILL POINT, #2PHIL, CLEAR ZINC
10 X 3/4	234Z10CW	34lbs	5M	WAFER HEAD, DRILL POINT, #2PHIL, CLEAR ZINC
12 X 3/4	234Z12CW	34lbs	5M	WAFER HEAD, DRILL POINT, #2PHIL, CLEAR ZINC

Features SuperPoint

- ▶ Cuts faster
- ▶ Performs better



Thin Wafer Head Plymetal



#3 Point

- ▶ 1000 hour coating

HEAVY GAUGE METAL General

For attaching plywood to metal with .220 max. thickness. Good for flooring and trailer bed applications. 1000 hour exterior grade coating.

**No. 2 Phillips recess.
Wafer head, drill point**



Coating: GrabberGard®

SIZE	PART NO.	WEIGHT	QTY	DESCRIPTION
10-24 X 3/4	102475RG	31lbs	7M	WAFER HEAD PLY METAL GRABBERGARD
10-24 X 1	1024100RG	48lbs	7M	WAFER HEAD PLY METAL GRABBERGARD
10-24 X 1-1/4	1024125RG	39lbs	5M	WAFER HEAD PLY METAL GRABBERGARD
10-24 X 1-1/2	1024150RG	34lbs	4M	WAFER HEAD PLY METAL GRABBERGARD

Wafer Head Pilot Point Driller



HEAVY GAUGE METAL Sheathing


Attaches 3/16" to 3/4" plywood to 14 to 20 gauge metal. 24 TPI.

**No. 2 Phillips recess
No. 3 Drill point
Wafer head, pilot point**


Coating: Clear zinc

SIZE	PART NO.	WEIGHT	QTY	DESCRIPTION
10 X 7/16	101716	39lbs	4M	THIN WAFER HEAD PILOT POINT DRILLER, #2PHIL, CLEAR ZINC
10 X 1-5/8	10158W4	39lbs	4M	THIN WAFER HEAD PILOT 4 PT DRILLER, #2PHIL, CLEAR ZINC

Hex Head Driller



#4 Point



#5 Point

- ▶ Shank slot and wings, #4 point

HEAVY GAUGE METAL General

Use a #4 point for metal to steel applications up to 3/8" thick.

Use a #5 point for metal to steel applications up to 1/2" thick.

Hex head, drill point



Coating: GrabberGard®


SIZE	PART NO.	WEIGHT	QTY	DESCRIPTION
12-24 X 7/8	122478H4RG	55lbs	5M	HEX 4 PT GRABBERGARD
12-24 X 1-1/4	1224125H5RG	39lbs	4M	HEX 5 PT GRABBERGARD
12-24 X 1-1/2	1224150H5RG	36lbs	2M	HEX 5 PT GRABBERGARD
12-24 X 2	1224200H5RG	33lbs	2M	HEX 5 PT GRABBERGARD
12-24 X 2-1/2	1224212H5RG	36lbs	1.5M	HEX 5 PT GRABBERGARD
12-24 X 3	1224300H5RG	30lbs	1M	HEX 5 PT GRABBERGARD





Heavy Gauge Metal Framing - Self Drilling Screws

Hex Head Driller



HEAVY GAUGE METAL General

Attaches fixtures, backup plates door frames and lathers channel to structural studs, metal checks, etc. 20-14 ga.

Hex head, drill point



Coating: Clear zinc or GrabberGard®




Hydrogen
Embrittlement
Protected



SIZE	PART NO.	WEIGHT	QTY	DESCRIPTION
8 X 1/2	08050H3	37lbs	15M	8 GUAGE HEX HEAD DRILLER, CLEAR ZINC
8 X 5/8	08058H3	37lbs	10M	8 GUAGE HEX HEAD DRILLER, CLEAR ZINC
8 X 3/4	08075H3	42lbs	10M	8 GUAGE HEX HEAD DRILLER, CLEAR ZINC
8 X 1	08100H3	38lbs	7.5M	8 GUAGE HEX HEAD DRILLER, CLEAR ZINC
8 X 1-1/4	08125H3	35lbs	5M	8 GUAGE HEX HEAD DRILLER, CLEAR ZINC
10 X 2	08200H3	33lbs	3M	8 GUAGE HEX HEAD DRILLER, CLEAR ZINC
10 X 1/2	10050H3	34lbs	5M	10 GUAGE HEX HEAD DRILLER, CLEAR ZINC
10 X 5/8	10058H3	41lbs	7.5M	10 GUAGE HEX HEAD DRILLER, CLEAR ZINC
10 X 3/4	10075H3	30lbs	5M	10 GUAGE HEX HEAD DRILLER, CLEAR ZINC
10 X 1	10100H3	37lbs	5M	10 GUAGE HEX HEAD DRILLER, CLEAR ZINC
10 X 1-1/4	10125H3	33lbs	5M	10 GUAGE HEX HEAD DRILLER, CLEAR ZINC
10 X 1-1/2	10150H3	35lbs	3.5M	10 GUAGE HEX HEAD DRILLER, CLEAR ZINC
10 X 1-1/2	10150H3RG	35lbs	3.5M	10 GUAGE HEX HEAD DRILLER, GRABBERGARD
10 X 2	10200H3	31lbs	3M	10 GUAGE HEX HEAD DRILLER, CLEAR ZINC
10 X 3	10300H3	38lbs	3M	10 GUAGE HEX HEAD DRILLER, CLEAR ZINC
12 X 3/4	12075H3	40lbs	5M	12 GUAGE HEX HEAD DRILLER, CLEAR ZINC
12 X 1	12100H3	40lbs	3.5M	12 GUAGE HEX HEAD DRILLER, CLEAR ZINC
12 X 1-1/4	12125H3	34lbs	3.5M	12 GUAGE HEX HEAD DRILLER, CLEAR ZINC
12 X 1-1/2	12150H3	35lbs	3.5M	12 GUAGE HEX HEAD DRILLER, CLEAR ZINC
12 X 1-1/2	12150H3RG	35lbs	3.5M	12 GUAGE HEX HEAD DRILLER, GRABBERGARD
12 X 2	12200H3	32lbs	3.5M	12 GUAGE HEX HEAD DRILLER, CLEAR ZINC
12 X 2-1/2	12250H3	30lbs	1.5M	12 GUAGE HEX HEAD DRILLER, CLEAR ZINC
12 X 3	12300H3	22lbs	1M	12 GUAGE HEX HEAD DRILLER, CLEAR ZINC
12 X 3-1/2	12350H3	21lbs	1M	12 GUAGE HEX HEAD DRILLER, CLEAR ZINC
14 X 3/4	14075H3	61lbs	5M	14 GUAGE HEX HEAD DRILLER, CLEAR ZINC
14 X 1	14100H3	52lbs	3.5M	14 GUAGE HEX HEAD DRILLER, CLEAR ZINC
14 X 1-1/4	14125H3	35lbs	2M	14 GUAGE HEX HEAD DRILLER, CLEAR ZINC
14 X 1-1/2	14150H3	33lbs	2M	14 GUAGE HEX HEAD DRILLER, CLEAR ZINC
14 X 2	14200H3	34lbs	1.5M	14 GUAGE HEX HEAD DRILLER, CLEAR ZINC
14 X 2-1/2	14250H3	33lbs	2M	14 GUAGE HEX HEAD DRILLER, CLEAR ZINC
14 X 3	14300H3	22lbs	2M	14 GUAGE HEX HEAD DRILLER, CLEAR ZINC
14 X 4	14400H4	21lbs	.5M	# 12-24 GUAGE HEX HEAD DRILLER, CLEAR ZINC
12-24 X 7/8	122478H4	50lbs	3.5M	# 12-24 GUAGE HEX HEAD DRILLER, CLEAR ZINC
12-24 X 1-1/4	1224125H4	50lbs	3.5M	# 12-24 GUAGE HEX HEAD DRILLER, CLEAR ZINC
12-24 X 1-1/2	1224150H4RG	33lbs	2.5M	# 12-24 GUAGE HEX HEAD DRILLER, GRABBERGARD
12-24 X 2	1224200H4RG	36lbs	2M	# 12-24 GUAGE HEX HEAD DRILLER, CLEAR ZINC

Hex Bonded Washer



- ▶ Exterior grade GrabberGard coating
- ▶ Includes preassembled neoprene bonded sealing washer

HEAVY GAUGE METAL General

For attaching light gauge metal, metal siding, flashing, etc. to steel structure. Neoprene bonded sealing washer keeps out moisture and prevents bleeding.

Hex head, bonded washer, dill point



Coating: GrabberGard®




SIZE	PART NO.	WEIGHT	QTY	DESCRIPTION
8 X 1	08100H2WRG	38lbs	5M	HWH W/NEO 2 PT GRABBERGARD
8 X 1-1/4	08125H2WRG	35lbs	4M	HWH W/NEO 2 PT GRABBERGARD
8 X 1-1/2	08150H3WRG	35lbs	3.5M	HWH W/NEO 3 PT GRABBERGARD
10 X 3/4	10075H3WRG	30lbs	5M	HWH W/NEO 3 PT GRABBERGARD
10 X 1	10100H3WRG	39lbs	4M	HWH W/NEO 3 PT GRABBERGARD
10 X 1-1/4	10125H3WRG	35lbs	3.5M	HWH W/NEO 3 PT GRABBERGARD
10 X 1-1/2	10150H3WRG	32lbs	3M	HWH W/NEO 3 PT GRABBERGARD
10 X 2	10200H3WRG	31lbs	1.5M	HWH W/NEO 3 PT GRABBERGARD
10 X 2-1/2	10250H3WRG	30lbs	1M	HWH W/NEO 3 PT GRABBERGARD
12 X 3/4	12075H3WRG	40lbs	3.5	HWH W/NEO 3 PT GRABBERGARD
12 X 1	12100H3WRG	34lbs	3M	HWH W/NEO 3 PT GRABBERGARD
12 X 1-1/4	12125H3WRG	39lbs	3M	HWH W/NEO 3 PT GRABBERGARD
12 X 1-1/2	12150H3WRG	36lbs	2.5M	HWH W/NEO 3 PT GRABBERGARD
12 X 2	12200H3WRG	31lbs	1.5M	HWH W/NEO 3 PT GRABBERGARD
12 X 2-1/2	12250H3WRG	29lbs	1.5M	HWH W/NEO 3 PT GRABBERGARD
12 X 3	12300H3WRG	25lbs	1M	HWH W/NEO 3 PT GRABBERGARD
14 X 3/4	14075H3WRG	59lbs	3M	HWH W/NEO 3 PT GRABBERGARD
14 X 1	14100H3WRG	52lbs	2.5M	HWH W/NEO 3 PT GRABBERGARD
14 X 1-1/4	14125H3WRG	35lbs	2M	HWH W/NEO 3 PT GRABBERGARD
14 X 1-1/2	14150H3WRG	39lbs	2M	HWH W/NEO 3 PT GRABBERGARD
14 X 2	14200H3WRG	33lbs	1.5M	HWH W/NEO 3 PT GRABBERGARD
14 X 2-1/2	14250H3WRG	30lbs	1M	HWH W/NEO 3 PT GRABBERGARD
14 X 3	14300H3WRG	25lbs	1M	HWH W/NEO 3 PT GRABBERGARD
14 X 4	14400H3WRG	19lbs	.5M	HWH W/NEO 3 PT GRABBERGARD

If you drive screws for a living you know what quality is, no one has to tell you.

Grabber, making your job easier for over 40 years



Winged Thin Wafer Plymetal



#3 Point

- ▶ 1000 hour coating
- ▶ Wings bore out and relieve wood chips before breaking off at metal

HEAVY GAUGE METAL General


For attaching plywood to metal. Wings prevent plywood from climbing up threads. 1000 hour exterior grade coating.

No. 2 Phillips recess.
Wafer head, winged drill point

G Coating: GrabberGard®

SIZE	PART NO.	WEIGHT	QTY	DESCRIPTION
10-24 X 1-7/16	1024176RGW	39lbs	4M	WINGED PLY METAL GRABBERGARD

Thin Wafer Head Winged Driller



HEAVY GAUGE METAL Sheathing


Attaches 3/16" to 3/4" plywood to 20-14 gauge metal. 24 TPI.

No. 2 Phillips recess
No. 3 Drill point
Wafer head, winged drill point

G Coating: Clear zinc or GrabberGard®

SIZE	PART NO.	WEIGHT	QTY	DESCRIPTION
1 X 7/16	101716W3	39lbs	4M	THIN WAFER HEAD WINGED DRILLER, #2PHIL, CLEAR ZINC
1 X 7/16	101716W3RG	39lbs	4M	THIN WAFER HEAD WINGED DRILLER, #2PHIL, GRABBERGARD

Flat Head Pilot Point Driller



HEAVY GAUGE METAL Sheathing


Attaches 3/8" to 1" plywood to steel joist 20-14 gauge.

No. 2 Phillips recess
No. 3 Drill point
Flat head, drill point

Coating: Clear zinc

SIZE	PART NO.	WEIGHT	QTY	DESCRIPTION
8 X 1-5/16	P8516F3	30lbs	6M	FLAT HEAD PILOT POINT DRILLER, T-3 PT, #2PHIL, CLEAR ZINC
8 X 1-15/16	P81516F3	31lbs	4M	FLAT HEAD PILOT POINT DRILLER, T-3 PT, #2PHIL, CLEAR ZINC

Flat Head Winged Driller



HEAVY GAUGE METAL General


Attaches 1" or thicker, plywood to 14-8 gauge metal.

No. 2 Phillips recess
No. 3 Drill point
Flat head, winged drill point

G Coating: Clear zinc or GrabberGard®

SIZE	PART NO.	WEIGHT	QTY	DESCRIPTION
12 X 2	12200FW3	33lbs	2M	FLAT HEAD WINGED DRILLER, T-3 PT, #2PHIL, CLEAR ZINC
12 X 2	12200FW3RG	33lbs	2M	FLAT HEAD WINGED DRILLER, T-3 PT, #2PHIL, GRABBERGARD
12 X 2-1/2	12250FW3	30lbs	1.5M	FLAT HEAD WINGED DRILLER, T-3 PT, #2PHIL, CLEAR ZINC
12 X 2-1/2	12250FW3RG	30lbs	1.5M	FLAT HEAD WINGED DRILLER, T-3 PT, #2PHIL, GRABBERGARD
14 X 2-3/4	14275FW3	33lbs	1M	FLAT HEAD WINGED DRILLER, T-3 PT, #2PHIL, CLEAR ZINC
14 X 2-3/4	12275FW3RG	33lbs	1M	FLAT HEAD WINGED DRILLER, T-3 PT, #2PHIL, GRABBERGARD

Flat Head Winged Driller



HEAVY GAUGE METAL General

For attaching wood to heavy gauge metal.


No. 3 Phillips recess.

G Coating: GrabberGard®

- ▶ Exterior grade GrabberGard coating
- ▶ Shank slot and wings, #4 point

SIZE	PART NO.	WEIGHT	QTY	DESCRIPTION
12-24 X 2	12200FW4RG	33lbs	2M	FH PLY METAL W/SHANK SLOT #4 PT.
12-24 X 2-1/2	12250FW4RG	30lbs	1.5M	FH PLY METAL W/SHANK SLOT #4 PT.
1/4-20 X 2-3/4	14275FW4RG	22lbs	1M	FH PLY METAL W/SHANK SLOT #4 PT.
1/4-20 X 3	14300FW4RG	33lbs	1M	FH PLY METAL W/SHANK SLOT #4 PT.
1/4-20 X 3-1/4	14325FW4RG	30lbs	9C	FH PLY METAL W/SHANK SLOT #4 PT.
1/4-20 X 3-1/2	14350FW4RG	17.5lbs	5C	FH PLY METAL W/SHANK SLOT #4 PT.
1/4-20 X 3-3/4	14375FW4RG	22lbs	5C	FH PLY METAL W/SHANK SLOT #4 PT.

Flat Head Stabbers™



HEAVY GAUGE METAL General

Self tapping Streaker® point is designed for penetration into 22-16 gauge steel. Flat head provides a flush finished surface. LOX recess does not require a magnetic bit tip holder and provides a sure driving experience.

No. 2 LOX® recess
Flat head Streaker® point Stabber

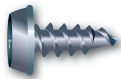
Coating: Yellow zinc, or clear zinc

SIZE	PART NO.	WEIGHT	QTY	DESCRIPTION
8 X 1-1/2	S8150JBWYZ	31lbs	4M	FLAT HEAD STABBER, LOX RECESS, YELLOW ZINC
8 X 1-1/2	S8150JBWZ	31lbs	4M	FLAT HEAD STABBER, LOX RECESS, CLEAR ZINC
8 X 1-3/4	S8175JBWYZ	28lbs	4M	FLAT HEAD STABBER, LOX RECESS, YELLOW ZINC
8 X 1-3/4	S8175JBWZ	28lbs	4M	FLAT HEAD STABBER, LOX RECESS, CLEAR ZINC



Light Gauge Metal Framing - Self Tapping Screws

Pan Head Streaker®



LIGHT GAUGE METAL Framing


Framing screw for 25-20 ga. Unique grip-tight, high torque pan head.

No. 2 Phillips recess
Pan head, fine thread

Coating: Gray phosphate

SIZE	PART NO.	WEIGHT	QTY	DESCRIPTION
7 X 7/16	23	35lbs	15M	PAN HEAD, FINE THREAD (15TPI), #2PHIL, PHOSPHATE
7 X 7/16	23F	35lbs	15M	PAN HEAD, FINE THREAD (20TPI), #2PHIL, PHOSPHATE

Wafer Head Streaker®



LIGHT GAUGE METAL Framing

Attaches metal lath to 25-20 ga. steel studs and framing.


No. 2 Phillips recess
Wafer head, fine thread



Coating: Clear zinc or GrabberGard®

SIZE	PART NO.	WEIGHT	QTY	DESCRIPTION
8 X 9/16	31Z	37lbs	10M	WAFFER HEAD, FINE THREAD, #2PHIL, CLEAR ZINC
8 X 9/16	31RG	37lbs	10M	WAFFER HEAD, FINE THREAD, #2PHIL, GRABBERGARD
8 X 1	32Z	26lbs	5M	WAFFER HEAD, FINE THREAD, #2PHIL, CLEAR ZINC
8 X 1	32RG	26lbs	5M	WAFFER HEAD, FINE THREAD, #2PHIL, GRABBERGARD
8 X 1-1/4	33Z	31lbs	5M	WAFFER HEAD, FINE THREAD, #2PHIL, CLEAR ZINC
8 X 1-1/4	33RG	31lbs	5M	WAFFER HEAD, FINE THREAD, #2PHIL, GRABBERGARD
8 X 1-1/2	3138Z	21lbs	3M	WAFFER HEAD, FINE THREAD, #2PHIL, CLEAR ZINC
8 X 2	3151Z	22lbs	2.5M	WAFFER HEAD, FINE THREAD, #2PHIL, CLEAR ZINC
8 X 2-1/2	3163Z	26lbs	2.5M	WAFFER HEAD, FINE THREAD, #2PHIL, CLEAR ZINC
8 X 3	3176Z	12lbs	1M	WAFFER HEAD, FINE THREAD, #2PHIL, CLEAR ZINC

Hex Head Streaker®




LIGHT GAUGE METAL Framing

High-torque washer head for fast framing and sheet metal work in 25-20 ga. use 1/4" nut setter.

Coating: Clear zinc

SIZE	PART NO.	WEIGHT	QTY	DESCRIPTION
8 X 9/16	25Z	33lbs	10M	HEX HEAD, FINE THREAD, CLEAR ZINC

PLYLITE®



The miracle fastener™

Plylite fasteners attach plywood to 25-20 gauge steel studs the first time, every time.

Fastening plywood to light gauge steel is often difficult, if not impossible. So Grabber developed an innovative product that fastens plywood to 25-20 gauge steel studs quickly, easily and securely.

With Plylite fasteners' threaded points, smooth shanks and countersinking serrated heads, the interior contractor will find fastening plywood to steel studs as easy as applying gypsum wallboard.

SIZE	PART NO.	QUANTITY	DESCRIPTION
7 X 1-1/2	PLY112	7500 PC/CTN	FLAT HEAD SCREW, FOR 3/8" AND 1/2" PLYWOOD, YELLOW ZINC
7 X 2	PLY200	5000 PC/CTN	FLAT HEAD SCREW, FOR 5/8" AND 3/4" PLYWOOD, YELLOW ZINC
7 X 2-3/4	PLY234	3000 PC/CTN	FLAT HEAD SCREW, FOR PLWOOD OVER DRYWALL, YELLOW ZINC
7 X 1-1/2	PLY112CP	500 CT PACK	FLAT HEAD SCREW, FOR 3/8" AND 1/2" PLYWOOD, YELLOW ZINC
7 X 2	PLY200CP	500 CT PACK	FLAT HEAD SCREW, FOR 3/8" AND 1/2" PLYWOOD, YELLOW ZINC
7 X 2-3/4	PLY234CP	250 CT PACK	FLAT HEAD SCREW, FOR PLWOOD OVER DRYWALL, YELLOW ZINC

Screw Specifications

SIZE	HEAD STYLE	AVG. WT/M	BULK BOX	SPECIAL MINI-PACK
7 X 1-1/2	PHILLIPS FLAT	4.7	7,500	500
7 X 2	PHILLIPS FLAT	6.3	5,000	500
7 X 2-3/4	PHILLIPS FLAT	8.5	3,000	250

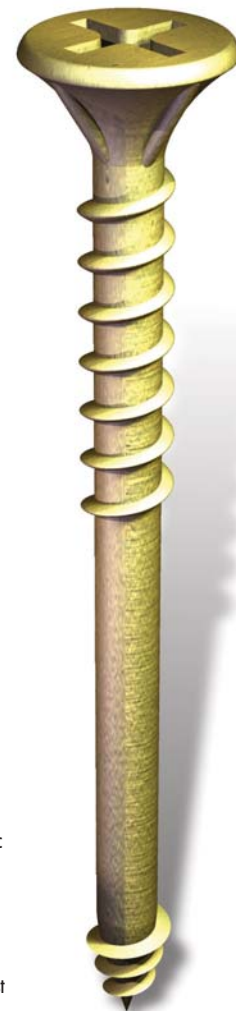
- ▶ Successful Plylite applications:
- ▶ Plywood to 25-20 gauge steel framing
- ▶ Plywood sheathing to 22 gauge steel deck
- ▶ Dense board to light gauge steel
- ▶ Slot wall to 25-20 gauge steel studs
- ▶ Abuse board to 25 gauge steel
- ▶ OSB & FRP to 25-20 gauge steel studs



#2 Phillips Drive

Plylite fasteners are coated in yellow zinc for corrosion protection.

U.S.A. patent 5,865,584
 Canadian patent 2,184,217
 Other patents pending
 Performance data available upon request



The Industrial Strength Fastening System



SuperDrive® 55 Series

SuperDrive® 75 Series

Grabber® SuperDrive® Collated Screw Systems

The Grabber SuperDrive is a new automatic screw delivery system that converts your existing screwgun from hand feed to automatic. Any place you use a screwgun, you can use the SuperDrive.

It works like nothing you've ever used before! Use it for walls, ceilings, floors, metal framing and more. This technological breakthrough is made with high strength, heat-treated aluminum and space age polymers.

The extension gives you over 22 inches of extra reach and lets you screw off a 10 foot ceiling while standing on the ground. No need for scaffolding or ladders! Screw off floors without bending or crawling. Screw off drywall twice as fast as ever before.

SuperDrive is perfect for use on:

- ▶ Drywall
- ▶ Roofs
- ▶ Decks
- ▶ Fences
- ▶ Metal to metal framing
- ▶ Sub-flooring
- ▶ Exterior sheathing and siding
- ▶ Any project where you want to increase productivity and eliminate waste.

DRYWALL TO LIGHT GAUGE STEEL				
6 X 1 1/4"	6 X 1 5/8"	7 X 2"		
DRYWALL TO WOOD				
6 X 1 1/4"	6 X 1 5/8"	7 X 2"		
DRYWALL TO STRUCTURAL STEEL				
6 X 1 1/4"	6 X 1 5/8"	7 X 1 7/8"		
STEEL TO STEEL				
8 X 1/2"	10 X 5/8"	10 X 3/4"	12 X 7/8"	
WOOD TO WOOD				
8 X 1 3/4"	8 X 2"	8 X 2 1/2"	9 X 3"	
WOOD TO STEEL				
8 X 1 3/4"	8 X 2"	10 X 1 1/2"	10 X 2"	10 X 2 1/2"

FITS	Grabber Rocker®, Makita®, DeWalt®, Hitachi®
CONSTRUCTION	High strength heat-treated aluminum and space age polymers
WEIGHT	390 grams (less than 8 oz.)
ADJUSTMENTS	Micro depth adjustment without any tools.
RELIABILITY	Tested for 500,000 cycles
ENVIRONMENT	Works in high dust areas; no pieces to jam; no malfunctions due to dust
VERSATILITY	Works in narrow spaces, can place fasteners within 1/2" of corner
EXTENSION LENGTH	550mm; 22"
SCREW LENGTHS	Capacity of 10 mm through 75 mm; 3/8" through 3"
PACKAGING	50 Screws per strip

Wood Frame - Residential Collated Screw Applications

1 DRYWALL Ply/OSB - Coarse Thread

Interior Sharp Point



- #6 x 1-1/4" Bugle Head - C300, C300YZ
- #6 x 1-5/8" Bugle Head - C400, C400YZ
- #7 x 2" Bugle Head - C500
- #8 x 2-1/2" Bugle Head - C900

Drywall to Drywall



- #10 x 1-1/2" Bugle Head - C12

2 SHEATHING Ply/OSB, Exterior Board - Coarse Thread

Exterior Sharp Point



- #6 x 1-1/4" Bugle Head - C300RG
- #6 x 1-5/8" Bugle Head - C400RG
- #7 x 2" Bugle Head - C500RG
- #8 x 1-1/4" Bugle Head - CMG125

Cement Board Sharp Point



- #8 x 1-1/4" Wafer Head - CHSS8125JBW - LOX2
- #8 x 1-5/8" Wafer Head - CHSS8158JBW - LOX2

3 SUBFLOOR Wood - Coarse Thread

Interior Sharp Point



- #8 x 1-3/4" Flat Head - C8175L3YZ - LOX3
- #8 x 2" Flat Head - C8200L3YZ - LOX3
- #8 x 2-1/2" Flat Head - C8250L3YZ - LOX3

4 DECKS Coarse Thread

Exterior Sharp Point



- #8 x 2" Flat Head - C8200L2M - LOX2
- #8 x 2-1/2" Flat Head - C8250L2M - LOX2
- #8 x 3" Flat Head - C9300L2M - LOX2

Exterior Composite



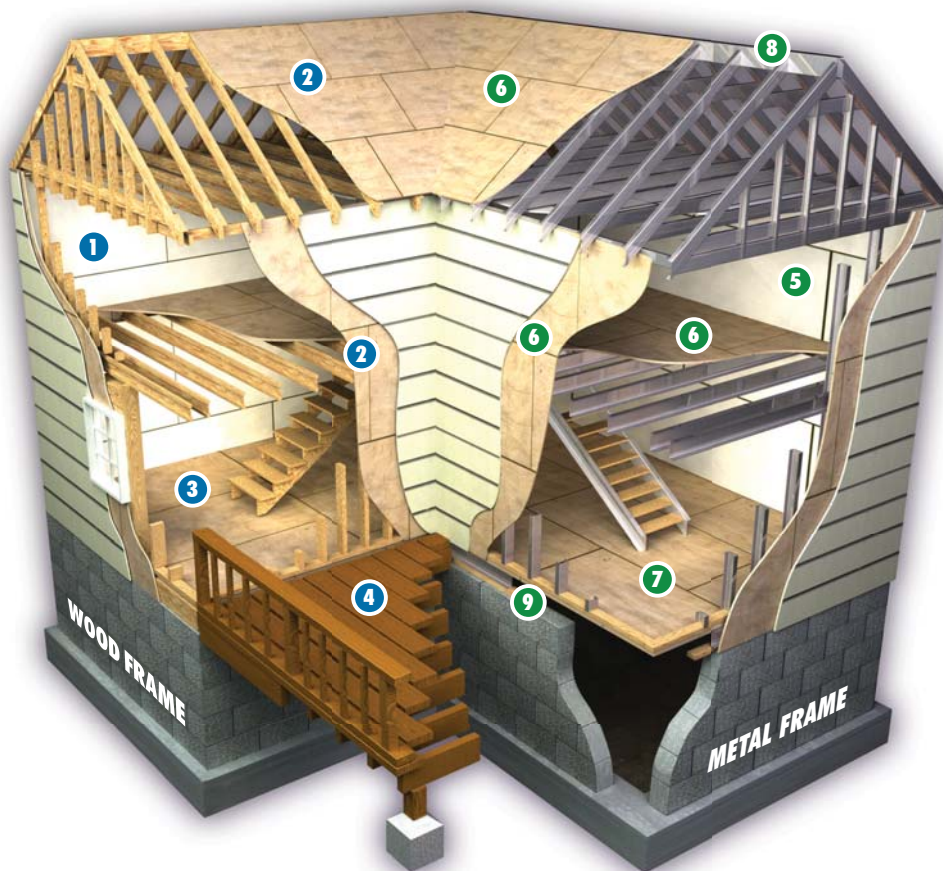
- #9 x 2-3/4" Undercut - GCDS234B - Brown - #2 Square
- #9 x 2-3/4" Undercut - GCDS234G - Gray - #2 Square
- #9 x 2-3/4" Undercut - GCDS234R - Red - #2 Square
- #9 x 2-3/4" Undercut - GCDS234T - Tan - #2 Square

316 Stainless Steel



- #8 x 2-1/2" Flat Head - CB8250L316 - LOX2
- #10 x 2-1/2" Flat Head - CB10250L316 - LOX2
- #10 x 3" Flat Head - CB10300L316 - LOX2

RESIDENTIAL APPLICATIONS



SuperDrive is state-of-the-art:

We offer four tools--SuperDrive 05, 55, 75, and 85 series.

- ▶ The 05 drives screws from 3/4" to 2" and is most often used for metal to metal construction.
- ▶ The 55 drives screws from 1" to 2" and is commonly used for drywall.
- ▶ The 75, our most versatile tool, drives screws from 3/4" to 3" and is very popular for subfloor, roof tile, docks and decks.
- ▶ The 85 is for metal framing, and metal roof stitching, and drives 3/4" - 7/8" screws.

SuperDrive is simply the best:

- ▶ Will not jam
- ▶ Rapid change bits
- ▶ 50 screws per strip
- ▶ Low maintenance modular design
- ▶ Custom designed hardened nosepiece
- ▶ Accurate depth control
- ▶ Drives at angles
- ▶ Works in narrow and restricted spaces

The SuperDrive System is a modular, professional system. The tools described above are combined with any number of screws and 2 nosepiece types to meet the specific demands of particular applications. SuperDrive can be used with or without an extension.



All GrabberGard® coated fasteners are ACQ approved for use in all pressure treated lumber.

Metal Frame Applications

5 DRYWALL Ply/OSB - Fine Thread

Interior Sharp Point



- #6 x 1-1/4" Bugle Head - C368
- #6 x 1-5/8" Bugle Head - C468
- #7 x 2" Bugle Head - C768

Interior Sharp Point



- #6 x 1-1/4" Bugle Head - C14Z
- #6 x 1-5/8" Bugle Head - C15Z
- #7 x 1-7/8" Bugle Head - C16Z



- Less Waste
- Less Wobble
- Less Cam Out
- Fewer Slivers
- Stick Fit
- High Torque
- Drives Off Angle
- Exceptional Bit-tip Life

If you use power tools. . . you should use screws designed for power tools

Metal Frame - Residential and Commercial Collated Screw Applications

SuperDrive® Auto-feed Fastening System

80 Series



ITEM#	Description
SDDW25IT	Makita, 2500RPM, w/drywall clip
SDDWIT	Grabber Rocker, 4000RPM, w/drywall clip
SDDWITF	Grabber Rocker, 4000RPM, w/feed track

55 Series



ITEM#	Description
5540IT	Grabber Rocker, 4000 RPM, w/feed track
5540DTG	Grabber Rocker, 4000 RPM, w/drywall clip, no extension
5540XTG	Grabber Rocker, 4000 RPM, w/extension

75 Series



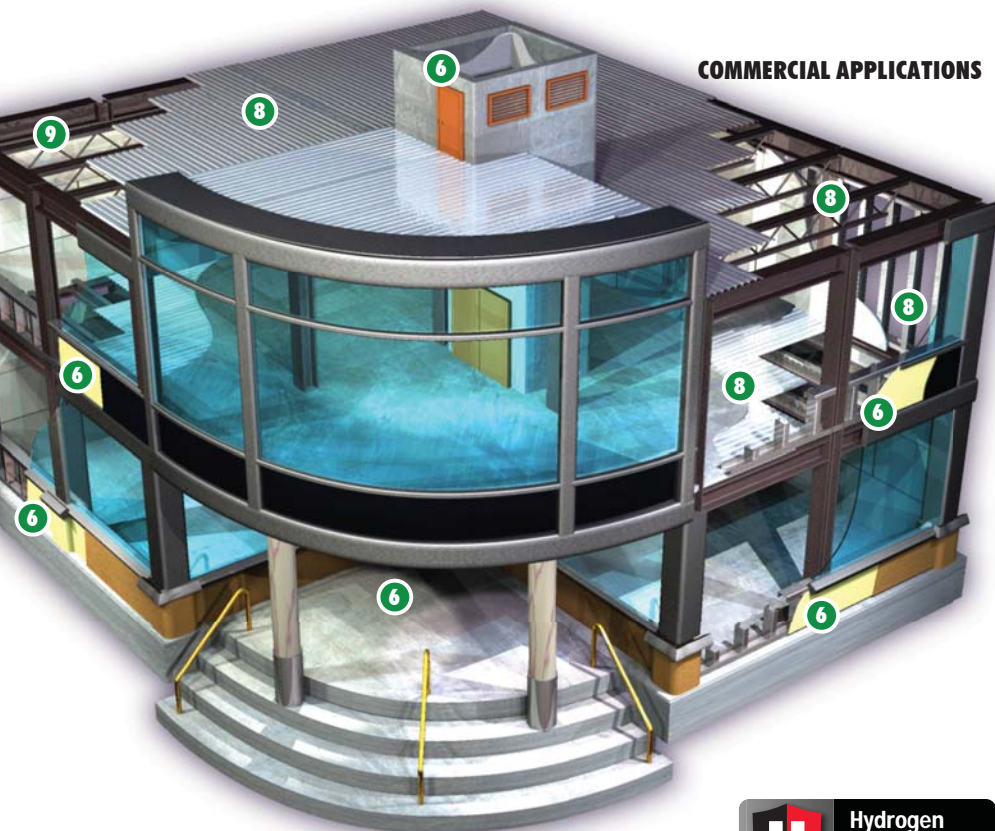
ITEM#	Description
7525XT	Grabber Rocker, 2500 RPM w/extension
7525RR	Grabber Rocker, 2500 RPM, no extension, special roofing nosepiece
7540XT	Grabber Rocker, 4000 RPM w/extension
7545HXT	Hitachi, 4500 RPM w/extension
7560XT	Makita, 6000 RPM w/extension

85 Series



ITEM#	Description
SDFD25IT	Makita, 2500RPM, feed track no extension
SDFD25XT	Makita, 2500RPM, w/extension

COMMERCIAL APPLICATIONS



6 SHEATHING Ply/OSB, Exterior Board - Fine Thread

Exterior Sharp Point 25 - 20 Ga.

#6 x 1-1/4"	Bugle Head - C368RG
#8 x 1-1/4"	Bugle Head - CMG125

Exterior Drill Point 20 - 14 Ga.

#6 x 1-1/4"	Bugle Head - C14RG
#8 x 1-5/8"	Bugle Head - C15GG8P, CMG158SD

Cement Board Drill Point 20 - 14 Ga.

#6 x 1-1/4"	Bugle Head - C14RG
#8 x 1-5/8"	Bugle Head - C15GG8P, CMG158SD

7 SUBFLOOR Ply/OSB - Fine Thread

Piercing Point 18 - 16 Ga. "STABBER"

#8 x 1-1/2"	Flat Head - CS815JWBWZ - LOX2
#8 x 2"	Flat Head - CS820JWBWZ - LOX2

Drill Point 20 - 12 Ga. Pilot Point

#8 x 1-5/8"	Flat Head - CM158SDZJBW - LOX2
#8 x 1-3/4"	Flat Head - CM175SDZJBW - LOX2
#8 x 2"	Flat Head - CM200SDZJBW - LOX2

Drill Point 18 - 12 Ga. Hi-Lo Thread "EAGLE"

#10 x 2"	Flat Head - C10200L3YZE - LOX3
#10 x 2"	Flat Head - C10200L3GE - LOX3 - GrabberGard

Drill Point 18 - 12 Ga.

#11 x 2"	Flat Head - C11200JBWRG - LOX2 - GrabberGard
#12 x 1-5/8"	Flat Head - CC12158LYZ - LOX2
#12 x 2"	Flat Head - CC12200LYZ - LOX2
#12 x 2-1/2"	Flat Head - CC12250LYZ - LOX2

8 METAL FRAMING Metal to Metal

Piercing Point 25 - 20 Ga. 15TPI

#7 x 7/16"	Pan Head - C23
------------	----------------

Drill Point 20 - 14 Ga. 16TPI

#6 x 7/16"	Pan Head - C19
#8 x 1/2"	Pan Head - C20

Drill Point 20 - 14 Ga. 18TPI

#10 x 3/4"	Flat Pan Head - CFP101875LYZ - LOX2
#12 x 7/8"	Flat Pan Head - CFP121875JBWZ - LOX2

Drill Point 20 - 14 Ga. 18TPI

#10 x 1-1/2"	Flat Pan Head - CFP1018150JBWZ - LOX2
#12 x 1-1/2"	Flat Pan Head - CFP1218150JBWZ - LOX2

9 SPECIALTY FASTENERS

Drill Point Tek 4/5 - 18 - 12 Ga. 18TPI

#12 x 1-1/4"	Flat Pan Head - CCFP12125LYZ - LOX2 TEK5
#12 x 1-5/8"	Flat Pan Head - CCFP12158LYZ - LOX2 TEK5
#12 x 1-1/4"	Flat Pan Head - CSP12125JBWZ - LOX2 TEK4

Drill Point Metal to Wood - Hi-Lo Thread

#11 x 1-3/8"	Modified Flat Pan Head - CDMWH138 - LOX3
--------------	--

Drill Point - 12x Plate to 3/4 Ply to Metal Joist

#12 x 3"	Flat Head Drill - BCDWD300 - LOX3
----------	-----------------------------------



Specialty Stainless Steel Screws

302 S/S Low Profile Screws



► Square/Phillips Drive



#2 Combo
Square/Phillips Drive

STAINLESS STEEL Metal Roof


Engineered to perform in a variety of applications. Specified in many metal roofing systems to attach SSR clips to metal or wood.

**No. 2 Phillips/Square.
Low profile head, fine thread**

302 302 Stainless steel

SIZE	PART NO.	WEIGHT	QTY	DESCRIPTION
#10-13 X 1	10100CESS	52lbs	7M	PANCAKE 302 S/STEEL, SHARP #2 COMBO DRIVE

302 S/S Low Profile Screws



STAINLESS STEEL Metal Roof


Engineered to perform in a variety of applications. Specified in many metal roofing systems to attach SSR clips to metal or wood.

**No. 2 Phillips recess.
Low profile head, fine thread**

302 302 Stainless steel

SIZE	PART NO.	WEIGHT	QTY	DESCRIPTION
#10-12 X 1	1596553	41lbs	4M	PHILLIPS PANCAKE, 302 S/STEEL SHARP
#10-12 X 1-1/2	1640553	44lbs	4M	PHILLIPS PANCAKE, 302 S/STEEL SHARP

410 Stainless Steel Pan Head



STAINLESS STEEL Heavy Gauge


410 stainless steel pan head driller for fastening light gauge steel.

**No. 2 Phillips recess.
Pan head, drill point**

410 410 Stainless steel

SIZE	PART NO.	WEIGHT	QTY	DESCRIPTION
8 X 1/2	08050PSS	32lbs	10M	PAN HEAD 410 STAINLESS STEEL, PAN SD
8 X 3/4	08075PSS	37lbs	10M	PAN HEAD 410 STAINLESS STEEL, PAN SD
8 X 1	08100PSS	42lbs	7M	PAN HEAD 410 STAINLESS STEEL, PAN SD
10 X 3/4	10075PSS	30lbs	7M	PAN HEAD 410 STAINLESS STEEL, PAN SD
10 X 1	10100PSS	36lbs	5M	PAN HEAD 410 STAINLESS STEEL, PAN SD

410 Stainless Steel Flat Head



STAINLESS STEEL Heavy Gauge

410 stainless steel Phillips flat head driller for fastening light gauge steel.

**No. 2 Phillips recess.
Flat head, drill point**

410 410 Stainless steel

SIZE	PART NO.	WEIGHT	QTY	DESCRIPTION
8 X 1	08100F3SS	42lbs	5M	FLAT HEAD 410 SS DRILLER, PFH 3PT
8 X 1-1/2	08150F3SS	38lbs	5M	FLAT HEAD 410 SS DRILLER, PFH 3PT
10 X 1	10100F3SS	30lbs	5M	FLAT HEAD 410 SS DRILLER, PFH 3PT
10 X 1-1/2	10150F3SS	34lbs	3M	FLAT HEAD 410 SS DRILLER, PFH 3PT
10 X 2-1/2	10250F3SS	33lbs	1M	FLAT HEAD 410 SS DRILLER, PFH 3PT
12 X 1	12100F3SS	44lbs	3.5M	FLAT HEAD 410 SS DRILLER, PFH 3PT
12 X 1-1/2	12150F3SS	42lbs	2.5M	FLAT HEAD 410 SS DRILLER, PFH 3PT
14 X 1	14100F3SS	52lbs	2M	FLAT HEAD 410 SS DRILLER, PFH 3PT
14 X 1-1/4	14114F3SS	44lbs	1.5M	FLAT HEAD 410 SS DRILLER, PFH 3PT
14 X 2	14200F3SS	39lbs	1M	FLAT HEAD 410 SS DRILLER, PFH 3PT

410 S/Steel Hex Washer Head



STAINLESS STEEL Heavy Gauge

410 stainless steel hex washer head driller for fastening light gauge steel up to 1/4".

Hex head, drill point

410 410 Stainless steel

SIZE	PART NO.	WEIGHT	QTY	DESCRIPTION
8 X 1/2	08050H3SS	32lbs	10M	HEX HEAD 410 SS DRILLER SD 3PT
8 X 3/4	08075H3SS	42lbs	10M	HEX HEAD 410 SS DRILLER SD 3PT
8 X 1	08100H3SS	38lbs	7M	HEX HEAD 410 SS DRILLER 3PT
10 X 1/2	10050H3SS	37lbs	7M	HEX HEAD 410 SS DRILLER SD 3PT
10 X 3/4	10075H3SS	30lbs	7M	HEX HEAD 410 SS DRILLER SD 3PT
10 X 3/4	10075H3WSS	37lbs	5M	HEX WASHER HEAD 410 SS DRILLER SD 3PT
10 X 1	10100H3SS	36lbs	5M	HEX HEAD 410 SS DRILLER SD 3PT
10 X 1-1/2	10150H3SS	34lbs	3.5M	HEX HEAD 410 SS DRILLER SD 3PT
10 X 1-1/2	10150H3WSS	41lbs	3.5M	HEX WASHER HEAD 410 SS DRILLER SD 3PT
10 X 2	10200H3SS	33lbs	2M	HEX HEAD 410 SS DRILLER SD 3PT
12 X 3/4	12075H3SS	40lbs	5M	HEX HEAD 410 SS DRILLER SD 3PT
12 X 3/4	12075H3WSS	48lbs	5M	HEX WASHER HEAD 410 SS DRILLER SD 3PT
12 X 1	12100H3SS	34lbs	3.5M	HEX HEAD 410 SS DRILLER SD 3PT
12 X 1	12100H3WSS	42lbs	3.5M	HEX WASHER HEAD 410 SS DRILLER SD 3PT
12 X 1-1/4	12125H3SS	39lbs	2.5M	HEX HEAD 410 SS DRILLER SD 3PT
12 X 1-1/2	12150H3SS	38lbs	2.5M	HEX HEAD 410 SS DRILLER SD 3PT
12 X 2	12200H3SS	33lbs	3M	HEX HEAD 410 SS DRILLER SD 3PT
14-24 X 2	122400HSS	39lbs	2M	HEX WASHER HEAD 410 SS DRILLER SD 5PT
12 X 2-1/2	12250H3SS	35lbs	2M	HEX HEAD 410 SS DRILLER SD 3PT
12 X 3	12300H3SS	22lbs	1M	HEX HEAD 410 SS DRILLER SD 3PT
14 X 3/4	14075H3SS	49lbs	3.5M	HEX HEAD 410 SS DRILLER 3PT
14 X 1	14100H3SS	52lbs	3.5M	HEX HEAD 410 SS DRILLER 3PT
14 X 1-1/4	14125H3SS	35lbs	2M	HEX HEAD 410 SS DRILLER SD 3PT
14 X 1-1/2	14150H3SS	38lbs	2M	HEX HEAD 410 SS DRILLER SD 3PT
14 X 2-1/2	14250H3SS	29lbs	2M	HEX HEAD 410 SS DRILLER SD 3PT
14 X 3	14300H3SS	36lbs	2M	HEX HEAD 410 SS DRILLER SD 3PT





305 S/S Bugle Head Deck Screw

STAINLESS STEEL Deck & Fence



▶ Type 17 point

305 stainless steel bugle head square drive screws designed for fastening decks.

**No. 2 Square recess.
Bugle head, coarse thread**

305 305 Stainless steel

SIZE	PART NO.	WEIGHT	QTY	DESCRIPTION
8 X 1-1/4	SFST114	36lbs	5M	BUGLE HEAD 305 SS DECK SCREW, #2 SQUARE TYPE 17 POINT
8 X 1-1/2	ST112	34lbs	4M	BUGLE HEAD 305 SS DECK SCREW, #2 SQUARE TYPE 17 POINT
8 X 1-5/8	ST158	33lbs	4M	BUGLE HEAD 305 SS DECK SCREW, #2 SQUARE TYPE 17 POINT
8 X 2	ST200	36lbs	3M	BUGLE HEAD 305 SS DECK SCREW, #2 SQUARE TYPE 17 POINT
10 X 2-1/2	ST212	22lbs	2M	BUGLE HEAD 305 SS DECK SCREW, #2 SQUARE TYPE 17 POINT
10 X 3	ST300	23lbs	1.5M	BUGLE HEAD 305 SS DECK SCREW, #2 SQUARE TYPE 17 POINT
10 X 3-1/2	ST312	18lbs	1M	BUGLE HEAD 305 SS DECK SCREW, #2 SQUARE TYPE 17 POINT
10 X 4	ST400	16lbs	1M	BUGLE HEAD 305 SS DECK SCREW, #2 SQUARE TYPE 17 POINT
12 X 3	ST12300	34lbs	.5M	BUGLE HEAD 305 SS DECK SCREW, #2 SQUARE TYPE 17 POINT
12 X 3-1/2	ST12312	20lbs	.5M	BUGLE HEAD 305 SS DECK SCREW, #2 SQUARE TYPE 17 POINT
12 X 4	ST12400	18lbs	.5M	BUGLE HEAD 305 SS DECK SCREW, #2 SQUARE TYPE 17 POINT
12 X 5	ST12500	19lbs	.5M	BUGLE HEAD 305 SS DECK SCREW, #2 SQUARE TYPE 17 POINT

305 S/Steel Bugle Head Screw

STAINLESS STEEL Deck & Fence



▶ Type 17 point

305 heavy-duty 10 gauge stainless steel designed specifically for application in redwood, cedar & pressure treated lumber.


**No. 2 Square recess.
No. 2 Phillips recess.
Bugle head, coarse thread**

305 305 Stainless steel

SIZE	PART NO.	WEIGHT	QTY	DESCRIPTION
No. 2 Square				
10 X 2	10200SSQ	36lbs	3.5M	BUGLE HEAD WOOD SCREW, 304 S/STEEL, TP17, #2SQ
10 X 2-1/2	10250SSQ	26lbs	2.5M	BUGLE HEAD WOOD SCREW, 304 S/STEEL, TP17, #2SQ
10 X 3	10300SSQ	22lbs	2M	BUGLE HEAD WOOD SCREW, 304 S/STEEL, TP17, #2SQ
No. 2 Phillips				
10 X 2	10200SS	36lbs	3.5M	BUGLE HEAD WOOD SCREW, 304 S/STEEL, TP17, #2PHIL
10 X 2-1/2	10250SS	26lbs	2.5M	BUGLE HEAD WOOD SCREW, 304 S/STEEL, TP17, #2PHIL
10 X 3	10300SS	22lbs	2M	BUGLE HEAD WOOD SCREW, 304 S/STEEL, TP17, #2PHIL

304 S/S Trim Head Deck Screw

STAINLESS STEEL Deck & Fence



304 stainless steel trim head square drive fine thread Streaker® screws designed for fastening decks and trim to light gauge steel or wood.

**No. 2 Square recess.
Trim head, fine thread**

304 304 Stainless steel

SIZE	PART NO.	WEIGHT	QTY	DESCRIPTION
7 X 1-5/8	17SSQ	49LBS	10M	TRIM HEAD 304 SS FINE THREAD STREAKER DECK & TRIM SCREW
7 X 2-1/4	18SSQ	34LBS	5M	TRIM HEAD 304 SS FINE THREAD STREAKER DECK & TRIM SCREW
8 X 3	17576SSQ	22LBS	2M	TRIM HEAD 304 SS FINE THREAD STREAKER DECK & TRIM SCREW

305 S/Steel Composite Screw

STAINLESS STEEL Composites



▶ Type 17 point

305 stainless steel cupped head screw, designed for use in composite board material. Ideal for use in high-corrosion environments.

**No. 2 Square recess.
Cupped head, reverse thread**

305 305 Stainless steel

SIZE	PART NO.	WEIGHT	QTY	DESCRIPTION
9 X 2-1/2	CDS290SS305	30.2lbs	2M	COMPOSITE DECK SCREW, 305 STAINLESS STEEL
9 X 3	CDS300SS305	21.4lbs	1.5M	COMPOSITE DECK SCREW, 305 STAINLESS STEEL

316 S/Steel LOX® Trim Head

STAINLESS STEEL Deck & Fence



▶ Type 17 point

▶ LOX® recess

316 marine grade stainless steel trim head deck and fence screw. Designed for high corrosion environments.


No. 2 LOX® recess.

316 316 Stainless steel

SIZE	PART NO.	WEIGHT	QTY	DESCRIPTION
8 X 1-5/8	W8158S316	16lbs	2.5M	TRIM HEAD, LOX RECESS, 316 S/STEEL, TP17, #2LOX
8 X 2-1/2	W8214S316	16lbs	2.5M	TRIM HEAD, LOX RECESS, 316 S/STEEL, TP17, #2LOX
8 X 3	W8300S316	21lbs	2M	TRIM HEAD, LOX RECESS, 316 S/STEEL, TP17, #2LOX

316 S/Steel LOX® Flat Head

STAINLESS STEEL Deck & Fence



▶ Type 17 point

▶ LOX® recess

316 marine grade stainless steel flat head deck and fence screw. Designed for high corrosion environments.

No. 2 LOX® recess.

316 316 Stainless steel

SIZE	PART NO.	WEIGHT	QTY	DESCRIPTION
10 X 2	W10200S316	20lbs	2M	FLAT HEAD, LOX RECESS, 316 S/STEEL, TP17, #2LOX
10 X 2-1/2	W10212S316	24lbs	1.5M	FLAT HEAD, LOX RECESS, 316 S/STEEL, TP17, #2LOX
10 X 3	W10300S316	28lbs	1M	FLAT HEAD, LOX RECESS, 316 S/STEEL, TP17, #2LOX



LOX®
DRIVE SYSTEM

www.lox.com

The screws designed for power tools

- Less waste
- Less wobble
- Fewer cam outs
- Stick fit



305 Stainless Steel Trim Head

STAINLESS STEEL Deck & Fence



► Type 17 point

305 stainless steel trim head deck and fence screw. Designed for high corrosion environments.

No. 1 Square recess.
Trim head, coarse thread

305 305 Stainless steel

SIZE	PART NO.	WEIGHT	QTY	DESCRIPTION
7 X 1-5/8	GSTR158	24lbs	5M	TRIM HEAD, SQUARE RECESS, 305 S/STEEL, TP17, #1SQ
7 X 2-1/4	GSTR214	19lbs	3M	TRIM HEAD, SQUARE RECESS, 305 S/STEEL, TP17, #1SQ
8 X 3	GSTR300	21lbs	2M	TRIM HEAD, SQUARE RECESS, 305 S/STEEL, TP17, #1SQ

305 Stainless Steel Flat Head

STAINLESS STEEL Deck & Fence



► Type 17 point

305 stainless steel flat head deck and fence screw. Designed for high corrosion environments.

No. 2 Square recess.
Flat head, coarse thread

305 305 Stainless steel

SIZE	PART NO.	WEIGHT	QTY	DESCRIPTION
8 X 1-1/4	GST114	28lbs	5M	FLAT HEAD, SQUARE RECESS, 305 S/STEEL, TP17, #2SQ
8 X 1-1/2	GST112	26lbs	4M	FLAT HEAD, SQUARE RECESS, 305 S/STEEL, TP17, #2SQ
8 X 2	GST200	24lbs	3M	FLAT HEAD, SQUARE RECESS, 305 S/STEEL, TP17, #2SQ
8 X 2-1/4	GST214	28lbs	2.5M	FLAT HEAD, SQUARE RECESS, 305 S/STEEL, TP17, #2SQ
10 X 2-1/2	GST212	24lbs	2M	FLAT HEAD, SQUARE RECESS, 305 S/STEEL, TP17, #2SQ
10 X 3	GST300	25lbs	1.5M	FLAT HEAD, SQUARE RECESS, 305 S/STEEL, TP17, #2SQ
10 X 3-1/2	GST312	22lbs	1M	FLAT HEAD, SQUARE RECESS, 305 S/STEEL, TP17, #2SQ
10 X 4	GST400	22lbs	1M	FLAT HEAD, SQUARE RECESS, 305 S/STEEL, TP17, #2SQ

305 S/S Painted Trim Head

STAINLESS STEEL Deck & Fence



Brown



White



Gray



Tan

► Type 17 point

305 stainless steel trim painted head deck and fence screw. Designed for high corrosion environments. Ideal for application in PVC or similar material

No. 1 Square recess.
Trim head, coarse thread

305 305 Stainless steel

SIZE	PART NO.	WEIGHT	QTY	DESCRIPTION
7 X 1-5/8	GPHTR158B	25lbs	5M	BROWN TRIM HD, #1SQ RECESS, 305 S/STEEL, TP17
7 X 1-5/8	GPHTR158W	25lbs	5M	WHITE TRIM HD, #1SQ RECESS, 305 S/STEEL, TP17
7 X 2-1/4	GPHTR214B	22lbs	3M	BROWN TRIM HD, #1SQ RECESS, 305 S/STEEL, TP17
7 X 2-1/4	GPHTR214G	22lbs	3M	GRAY TRIM HD, #1SQ RECESS, 305 S/STEEL, TP17
7 X 2-1/4	GPHTR214T	22lbs	3M	TAN TRIM HD, #1SQ RECESS, 305 S/STEEL, TP17
7 X 2-1/4	GPHTR214W	22lbs	3M	WHITE TRIM HD, #1SQ RECESS, 305 S/STEEL, TP17

Note: Custom colors are available on request

COLORMAX™
Painted Head Deck Screws

A perfect match for **PVC Decking**

305 S/S Painted Flat Head

STAINLESS STEEL Deck & Fence



Clay



Gray



Ivory



Tan



Kona



Fawn

► Type 17 point

305 stainless steel flat head deck and fence screw. Designed for high corrosion environments. Ideal for application in PVC or similar material

No. 2 Square recess.
Flat head, coarse thread

305 305 Stainless steel

SIZE	PART NO.	WEIGHT	QTY	DESCRIPTION
9 X 2-1/4	GPH214C	20lbs	3M	CLAY FLAT HD, #2SQ RECESS, 305 S/STEEL, TP17
9 X 2-1/4	GPH214G	20lbs	3M	GRAY FLAT HD, #2SQ RECESS, 305 S/STEEL, TP17
9 X 2-1/4	GPH214I	20lbs	3M	IVORY FLAT HD, #2SQ RECESS, 305 S/STEEL, TP17
9 X 2-1/4	GPH214T	20lbs	3M	TAN FLAT HD, #2SQ RECESS, 305 S/STEEL, TP17
9 X 2-1/4	GPH214K	20lbs	3M	KONA FLAT HD, #2SQ RECESS, 305 S/STEEL, TP17
9 X 2-1/4	GPH214F	20lbs	3M	FAWN FLAT HD, #2SQ RECESS, 305 S/STEEL, TP17

Note: Custom colors are available on request

COLORMAX™
Painted Head Deck Screws

A perfect match for **PVC Decking**

Introducing Colormax™, the painted head screws perfectly color matched for use in PVC decking.

Grabber's Colormax™ screws offer more precisely matched colors and more options for your PVC decking than any other competing product. Custom colors are also available.

Grabber also offers the most extensive line of collated painted head screws in the business.




- Colormax™ — 305 Stainless Steel
- Designed for PVC decking, trim and railing
- Available in 1lb, 5lb and bulk
- 305 stainless steel
- Custom painted heads available upon request (will match any color PVC)





Specialty Stainless Steel Anchors

304 S/Steel Wedge Anchors



304 stainless steel wedge anchors for concrete attachments.


304 304 Stainless steel



STAINLESS STEEL General

SIZE	PART NO.	EMBEDMENT	QTY	DESCRIPTION
1/4 X 1-3/4	7300	3/4	100ct	WEDGE ANCHOR 304 S/STEEL
1/4 X 2-1/4	7302	1-1/4	100ct	WEDGE ANCHOR 304 S/STEEL
1/4 X 3-1/4	7304	2-1/4	100ct	WEDGE ANCHOR 304 S/STEEL
3/8 X 2-1/4	7310	1-1/4	50ct	WEDGE ANCHOR 304 S/STEEL
3/8 X 2-3/4	7312	1-5/8	50ct	WEDGE ANCHOR 304 S/STEEL
3/8 X 3	7313	1-7/8	50ct	WEDGE ANCHOR 304 S/STEEL
3/8 X 3-1/2	7314	2-3/8	50ct	WEDGE ANCHOR 304 S/STEEL
3/8 X 3-3/4	7315	2-5/8	50ct	WEDGE ANCHOR 304 S/STEEL
3/8 X 5	7316	3-1/8	50ct	WEDGE ANCHOR 304 S/STEEL
1/2 X 2-3/4	7320	1-3/8	50ct	WEDGE ANCHOR 304 S/STEEL
1/2 X 3-3/4	7322	2-3/8	50ct	WEDGE ANCHOR 304 S/STEEL
1/2 X 4-1/2	7323	3-1/8	50ct	WEDGE ANCHOR 304 S/STEEL
1/2 X 5-1/2	7324	4-1/8	50ct	WEDGE ANCHOR 304 S/STEEL
1/2 X 7	7326	5-5/8	25ct	WEDGE ANCHOR 304 S/STEEL
5/8 X 3-1/2	7330	2	25ct	WEDGE ANCHOR 304 S/STEEL
5/8 X 4-1/2	7332	3	25ct	WEDGE ANCHOR 304 S/STEEL
5/8 X 5	7333	3-1/2	25ct	WEDGE ANCHOR 304 S/STEEL
5/8 X 6	7334	4-1/2	25ct	WEDGE ANCHOR 304 S/STEEL
5/8 X 7	7336	5-1/2	25ct	WEDGE ANCHOR 304 S/STEEL
5/8 X 8-1/2	7338	7	25ct	WEDGE ANCHOR 304 S/STEEL
3/4 X 4-1/4	7340	2-3/8	20ct	WEDGE ANCHOR 304 S/STEEL
3/4 X 4-3/4	7341	2-7/8	20ct	WEDGE ANCHOR 304 S/STEEL
3/4 X 5-1/2	7342	3-5/8	20ct	WEDGE ANCHOR 304 S/STEEL
3/4 X 6-1/4	7344	4-3/8	20ct	WEDGE ANCHOR 304 S/STEEL
3/4 X 7	7346	5-1/8	20ct	WEDGE ANCHOR 304 S/STEEL
3/4 X 8-1/2	7348	6-5/8	10ct	WEDGE ANCHOR 304 S/STEEL
3/4 X 10	7349	8-1/8	10ct	WEDGE ANCHOR 304 S/STEEL
7/8 X 8	7352	4-3/4	10ct	WEDGE ANCHOR 304 S/STEEL
1 X 6	7361	2-3/8	10ct	WEDGE ANCHOR 304 S/STEEL
1 X 9	7363	5-3/8	10ct	WEDGE ANCHOR 304 S/STEEL
1 X 12	7365	8-3/8	5ct	WEDGE ANCHOR 304 S/STEEL

316 S/Steel Wedge Anchors



316 stainless steel wedge anchors for concrete attachments.

316 316 Stainless steel



STAINLESS STEEL General


SIZE	PART NO.	EMBEDMENT	QTY	DESCRIPTION
1/4 X 1-3/4	7600	3/4	100ct	WEDGE ANCHOR 316 S/STEEL
1/4 X 2-1/4	7602	1-1/4	100ct	WEDGE ANCHOR 316 S/STEEL
1/4 X 3-1/4	7604	2-1/4	100ct	WEDGE ANCHOR 316 S/STEEL
3/8 X 2-1/4	7610	1-1/4	50ct	WEDGE ANCHOR 316 S/STEEL
3/8 X 2-3/4	7612	1-5/8	50ct	WEDGE ANCHOR 316 S/STEEL
3/8 X 3	7613	1-7/8	50ct	WEDGE ANCHOR 316 S/STEEL
3/8 X 3-1/2	7614	2-3/8	50ct	WEDGE ANCHOR 316 S/STEEL
3/8 X 3-3/4	7615	2-5/8	50ct	WEDGE ANCHOR 316 S/STEEL
3/8 X 5	7616	3-1/8	50ct	WEDGE ANCHOR 316 S/STEEL
1/2 X 2-3/4	7620	1-3/8	50ct	WEDGE ANCHOR 316 S/STEEL
1/2 X 3-3/4	7622	2-3/8	50ct	WEDGE ANCHOR 316 S/STEEL
1/2 X 4-1/2	7623	3-1/8	50ct	WEDGE ANCHOR 316 S/STEEL
1/2 X 5-1/2	7624	4-1/8	50ct	WEDGE ANCHOR 316 S/STEEL
1/2 X 7	7626	5-5/8	25ct	WEDGE ANCHOR 316 S/STEEL
5/8 X 3-1/2	7630	2	25ct	WEDGE ANCHOR 316 S/STEEL
5/8 X 4-1/2	7632	3	25ct	WEDGE ANCHOR 316 S/STEEL
5/8 X 5	7633	3-1/2	25ct	WEDGE ANCHOR 316 S/STEEL
5/8 X 6	7634	4-1/2	25ct	WEDGE ANCHOR 316 S/STEEL
5/8 X 7	7636	5-1/2	25ct	WEDGE ANCHOR 316 S/STEEL
5/8 X 8-1/2	7638	7	25ct	WEDGE ANCHOR 316 S/STEEL
3/4 X 4-1/4	7640	2-3/8	20ct	WEDGE ANCHOR 316 S/STEEL
3/4 X 4-3/4	7641	2-7/8	20ct	WEDGE ANCHOR 316 S/STEEL
3/4 X 5-1/2	7642	3-5/8	20ct	WEDGE ANCHOR 316 S/STEEL
3/4 X 6-1/4	7644	4-3/8	20ct	WEDGE ANCHOR 316 S/STEEL
3/4 X 7	7646	5-1/8	20ct	WEDGE ANCHOR 316 S/STEEL
3/4 X 8-1/2	7648	6-5/8	10ct	WEDGE ANCHOR 316 S/STEEL

If you drive screws for a living you know what quality is, no one has to tell you.

Grabber, making your job easier for over 40 years



304 S/Steel Sleeve Anchors



304 stainless steel sleeve anchors for concrete attachments.

304 304 Stainless steel

STAINLESS STEEL General

SIZE	PART NO.	BOLT LENGTH	QTY	DESCRIPTION
Acorn				
1/4 X 1-3/8	6150	1-21/32	100ct	SLEEVE ANCHOR 304 S/STEEL
Hex				
3/8 X 1-7/8	6152	2-3/16	50ct	SLEEVE ANCHOR 304 S/STEEL
3/8 X 3	6153	3-5/16	50ct	SLEEVE ANCHOR 304 S/STEEL
1/2 X 2-1/4	6156	2-7/8	25ct	SLEEVE ANCHOR 304 S/STEEL
1/2 X 3	6157	3-3/8	25ct	SLEEVE ANCHOR 304 S/STEEL
1/2 X 4	6160	4-3/8	25ct	SLEEVE ANCHOR 304 S/STEEL
5/8 X 4-1/4	6164	5	10ct	SLEEVE ANCHOR 304 S/STEEL
3/4 X 4	6168	5-1/8	10ct	SLEEVE ANCHOR 304 S/STEEL
SIZE	PART NO.	DRILL DIA.	QTY	DESCRIPTION
Flat Head				
1/4 X 2	6170	1/4	100ct	SLEEVE ANCHOR 304 S/STEEL
1/4 X 3	6172	1/4	100ct	SLEEVE ANCHOR 304 S/STEEL
3/8 X 4	6174	3/8	100ct	SLEEVE ANCHOR 304 S/STEEL
3/8 X 5	6175	3/8	100ct	SLEEVE ANCHOR 304 S/STEEL
3/8 X 6	6176	3/8	100ct	SLEEVE ANCHOR 304 S/STEEL

303 S/Steel Drop in Anchors



303 stainless steel drop in anchors for concrete attachments.

303 303 Stainless steel

STAINLESS STEEL General

SIZE	PART NO.	LENGTH	QTY	DESCRIPTION
1/4	6204	1	100ct	DROP IN ANCHOR 303 S/STEEL
3/8	6206	1-9/16	50ct	DROP IN ANCHOR 303 S/STEEL
1/2	6208	2	50ct	DROP IN ANCHOR 303 S/STEEL
5/8	6220	2-1/2	25ct	DROP IN ANCHOR 303 S/STEEL
3/4	6212	3-3/16	10ct	DROP IN ANCHOR 303 S/STEEL

304 S/Steel Nail in Anchors




Nail in anchors with 304 stainless steel nails for concrete attachments.

304 304 Stainless steel

STAINLESS STEEL General

SIZE	PART NO.	DRILL DIA.	QTY	DESCRIPTION
1/4 X 1	2858	1/4	100ct	NAIL IN ANCHOR, 304 S/STEEL
1/4 X 1-1/4	2864	1/4	100ct	NAIL IN ANCHOR, 304 S/STEEL
1/4 X 1-1/2	2870	1/4	100ct	NAIL IN ANCHOR, 304 S/STEEL
1/4 X 2	2876	1/4	100ct	NAIL IN ANCHOR, 304 S/STEEL

304 S/Steel Bonded Washers




304 stainless steel bonded sealing washers.

304 304 Stainless steel

STAINLESS STEEL General

SIZE	PART NO.	WEIGHT	QTY	DESCRIPTION
#8 X 1/2	AW8SS	25lbs	12.5M	BONDED WASHER, 304 STAINLESS STEEL
#10 X 1/2	AW10SS	25lbs	12.5M	BONDED WASHER, 304 STAINLESS STEEL
#12 X 9/16	AW12SS	25lbs	10M	BONDED WASHER, 304 STAINLESS STEEL
#14 X 9/16	AW14SS	25lbs	7.5M	BONDED WASHER, 304 STAINLESS STEEL
5/16 X 3/4	AW516SS	25lbs	7.5M	BONDED WASHER, 304 STAINLESS STEEL

304 S/Steel Concrete Anchors



Flat Head


Hex Head

304 stainless steel concrete anchors for concrete attachments.

304 304 Stainless steel

STAINLESS STEEL General

SIZE	PART NO.	WEIGHT	QTY	DESCRIPTION
Flat Head				
1/4 X 1-1/4	2887	1-1/2lbs	100ct	CONCRETE ANCHOR, 304 STAINLESS STEEL
1/4 X 1-3/4	2888	1-3/4lbs	100ct	CONCRETE ANCHOR, 304 STAINLESS STEEL
1/4 X 2-1/4	2889	2lbs	100ct	CONCRETE ANCHOR, 304 STAINLESS STEEL
1/4 X 2-3/4	2890	2-3/4lbs	100ct	CONCRETE ANCHOR, 304 STAINLESS STEEL
Hex Head				
1/4 X 1-1/4	2880	1-1/2lbs	100ct	CONCRETE ANCHOR, 304 STAINLESS STEEL
1/4 X 1-3/4	2881	1-3/4lbs	100ct	CONCRETE ANCHOR, 304 STAINLESS STEEL
1/4 X 2-1/4	2882	2lbs	100ct	CONCRETE ANCHOR, 304 STAINLESS STEEL
1/4 X 2-3/4	2883	2-3/4lbs	100ct	CONCRETE ANCHOR, 304 STAINLESS STEEL






410 S/Steel Concrete Anchors

STAINLESS STEEL General



Flat Head



Hex Head

410 stainless steel concrete anchors for concrete attachments.

410 410 Stainless steel

SIZE	PART NO.	WEIGHT	QTY	DESCRIPTION
Flat Head				
3/16 X 1-1/4	4185	3/4lbs	100ct	CONCRETE ANCHOR, 410 STAINLESS STEEL
3/16 X 1-3/4	4186	1lbs	100ct	CONCRETE ANCHOR, 410 STAINLESS STEEL
3/16 X 2-1/4	4187	1-1/4lbs	100ct	CONCRETE ANCHOR, 410 STAINLESS STEEL
3/16 X 2-3/4	4188	1-1/2lbs	100ct	CONCRETE ANCHOR, 410 STAINLESS STEEL
1/4 X 1-1/4	4118	3/4lbs	100ct	CONCRETE ANCHOR, 410 STAINLESS STEEL
1/4 X 1-3/4	4120	1lbs	100ct	CONCRETE ANCHOR, 410 STAINLESS STEEL
1/4 X 2-1/4	4123	1-1/4lbs	100ct	CONCRETE ANCHOR, 410 STAINLESS STEEL
1/4 X 2-3/4	4124	1-1/2lbs	100ct	CONCRETE ANCHOR, 410 STAINLESS STEEL
1/4 X 3-1/4	4125	3-1/4lbs	100ct	CONCRETE ANCHOR, 410 STAINLESS STEEL
Hex Head				
3/16 X 1-1/4	4180	3/4lbs	100ct	CONCRETE ANCHOR, 410 STAINLESS STEEL
3/16 X 1-3/4	4181	1lbs	100ct	CONCRETE ANCHOR, 410 STAINLESS STEEL
3/16 X 2-1/4	4182	1-1/4lbs	100ct	CONCRETE ANCHOR, 410 STAINLESS STEEL
3/16 X 2-3/4	4183	1-1/2lbs	100ct	CONCRETE ANCHOR, 410 STAINLESS STEEL
1/4 X 1-1/4	4110	3/4lbs	100ct	CONCRETE ANCHOR, 410 STAINLESS STEEL
1/4 X 1-3/4	4112	1lbs	100ct	CONCRETE ANCHOR, 410 STAINLESS STEEL
1/4 X 2-1/4	4114	1-1/4lbs	100ct	CONCRETE ANCHOR, 410 STAINLESS STEEL
1/4 X 2-3/4	4116	1-1/2lbs	100ct	CONCRETE ANCHOR, 410 STAINLESS STEEL
1/4 X 3-1/4	4117	3-1/4lbs	100ct	CONCRETE ANCHOR, 410 STAINLESS STEEL
1/4 X 3-3/4	4119	3-3/4lbs	100ct	CONCRETE ANCHOR, 410 STAINLESS STEEL
1/4 X 4	4127	4-1/2lbs	100ct	CONCRETE ANCHOR, 410 STAINLESS STEEL
1/4 X 5	4128	4-1/2lbs	100ct	CONCRETE ANCHOR, 410 STAINLESS STEEL
1/4 X 6	4129	5-1/2lbs	100ct	CONCRETE ANCHOR, 410 STAINLESS STEEL

CB Clips


Frame an 8 foot column or beam in under 2 minutes with Grabber column and beam clips

With Grabber® Fireproofing Column and Beam Drywall Clips, steel columns are fireproofed, and provide a finished coded drywall surface, ready for final decoration.

Get it done much faster! Saves you an incredible 65% in fireproof production time over spray-on fireproofing, including decorative enclosure.

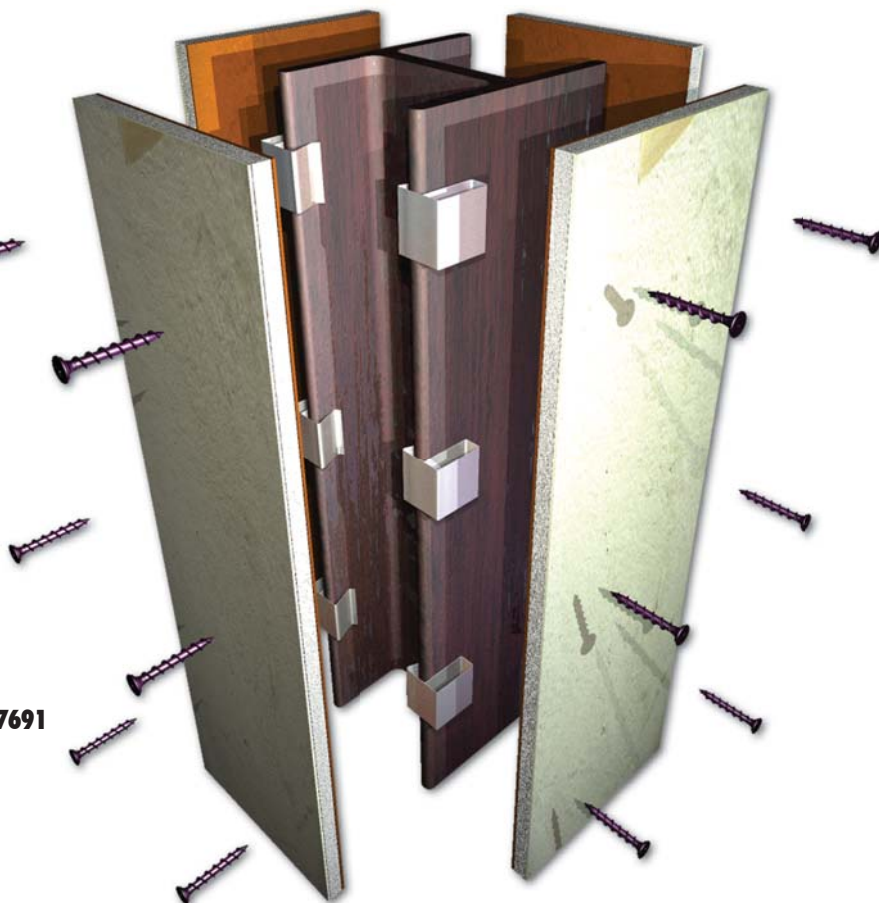
Saves 65% in Production Time!

- ▶ Use half the material
- ▶ No loss of usable floor space
- ▶ Snaps on by hand. . .no tools required
- ▶ Application time 75 seconds per column
- ▶ 12 operations per column vs. 80
- ▶ Approved by Underwriters' Laboratories



Item No. CB60

Patent# 6067691



Underwriters Laboratories Inc.®



Insert Bits and Bit Holders

Phillips Bit Tips



Item No.	Size	Description	Length
2BIT	No. 2	Phillips Bit (reduced)	1"
250PB1	No. 1	Phillips Bit	2-1/2"
250PB2	No. 2	Phillips Bit (regular)	2-1/2"
250PB3	No. 3	Phillips Bit	2-1/2"
30-1P	No. 1	Phillips Bit	1-15/16"
30-2P	No. 2	Phillips Bit	1-15/16"
30-3P	No. 3	Phillips Bit	1-15/16"
32-2P	No. 2	Phillips Bit	2-3/4"
32-3P	No. 3	Phillips Bit	2-3/4"
34-2P	No. 2	Phillips Bit	3-1/2"
36-2P	No. 2	Phillips Bit	6"

TORX Bit Tips



Item No.	Size	Description	Length
60T30	No. 30	TORX Bit	1"
60T25	No. 25	TORX Bit	1"
60T20	No. 20	TORX Bit	1"
60T15	No. 15	TORX Bit	1"
60T10	No. 10	TORX Bit	1"
62T27	No. 27	TORX Bit	2"
62T20	No. 20	TORX Bit	2"
62T15	No. 15	TORX Bit	2"
62T10	No. 10	TORX Bit	2"

Square Bit Tips



Item No.	Size	Description	Length
X950-1	No. 1	Square Bit	1"
X950-2	No. 2	Square Bit	1"
80-1R	No. 1	Square Bit	2"
80-2R	No. 2	Square Bit	2"
80-3R	No. 3	Square Bit	2"

Magnetic Nut Drivers



Item No.	Size	Description
MSHS14	1/4"	Short Nut Setter
MSHS516	5/16"	Short Nut Setter
MSHS38	3/8"	Short Nut Setter
MSH14	1/4"	Short Nut Setter
MSH516	5/16"	Short Nut Setter
MSH38	3/8"	Medium Nut Setter
MSHL14	1/4"	Long Nut Setter
MSHL516	5/16"	Long Nut Setter
MSHL38	3/8"	Long Nut Setter

Locking Style Magnetic Nut Drivers



Item No.	Size	Description
MBHW14	1/4 X 2-3/8	Magnetic Bit Holder
MBH143	1/4 X 3	Magnetic Bit Holder
MBH146	1/4 X 6	Magnetic Bit Holder
MBH148	1/4 X 8	Magnetic Bit Holder
MBH1410	1/4 X 10	Magnetic Bit Holder
MBH1412	1/4 X 12	Magnetic Bit Holder

Square Bit Tips



Item No.	Size	Description	Length
250R1	No. 1	Square Bit	2-1/2"
250R2	No. 2	Square Bit	2-1/2"

LOX® Bit Tips



Item No.	Size	Description	Length
1002L	No. 2	LOX Bit	1"
1002LB5	No. 2	LOX Bit (5 pack)	1"
31LOX	No. 3	LOX Bit	1"



2002LLB5	No. 2	LOX Bit (double end)	2"
1002L	(5 pack)		



LOX® recess is a technologically advanced driver system engineered for high-torque applications. LOX grabs hard and sinks even harder, giving you positive joint reliability with predictable results every time.

Quick Connect Bit Holder



Item No.	Description
BH142	Quick Connect Bit Holder

Eye Lag Adapter



Item No.	Description
ELAT	Eye Lag Installation tool

Eye Lag Pole



Item No.	Description
LM18	Eye Lag Pole, 6' - 18'

Note: Other sizes available upon request





Specialty Stainless Steel Nails

304 S/Steel Ring Shank Nails




304 stainless steel ring shank nails for attaching decks, fencing and siding.

304 304 Stainless steel

STAINLESS STEEL General

SIZE	PART NO.	WEIGHT	QTY	DESCRIPTION
1-1/2	SSC4DR	25lbs	BOX	RING SHANK NAIL, 4D STAINLESS STEEL
2	SSC6DR	25lbs	BOX	RING SHANK NAIL, 6D STAINLESS STEEL
2-1/2	SSC8DR	25lbs	BOX	RING SHANK NAIL, 8D STAINLESS STEEL
3	SSC10DR	25lbs	BOX	RING SHANK NAIL, 10D STAINLESS STEEL
3-1/4	SSC12DR	25lbs	BOX	RING SHANK NAIL, 12D STAINLESS STEEL
3-1/2	SSC16DR	25lbs	BOX	RING SHANK NAIL, 16D STAINLESS STEEL
4	SSC20DR	25lbs	BOX	RING SHANK NAIL, 20D STAINLESS STEEL
4-1/2	SSC30DR	25lbs	BOX	RING SHANK NAIL, 30D STAINLESS STEEL
5	SSC40DR	25lbs	BOX	RING SHANK NAIL, 40D STAINLESS STEEL

304 S/Steel Collated Nails




304 stainless steel ring shank collated nails for attaching decks, fencing and siding.

304 304 Stainless steel

STAINLESS STEEL General

SIZE	PART NO.	WEIGHT	QTY	DESCRIPTION
1-1/2 X .090	C4R90BDSS	25lbs	3.6M	COLLATED STAINLESS STEEL NAIL
1-3/4 X .090	C5R90BDSS	25lbs	3.6M	COLLATED STAINLESS STEEL NAIL
2 X .090	C6R90BDSS	25lbs	3.6M	COLLATED STAINLESS STEEL NAIL
2-1/4 X .090	C7R90BDSS	25lbs	3.6M	COLLATED STAINLESS STEEL NAIL
2-1/2 X .090	C8R90BDSS	25lbs	3.6M	COLLATED STAINLESS STEEL NAIL

304 S/Steel Collated Nails



304 stainless steel ring shank collated nails for attaching decks, fencing and siding.

304 304 Stainless steel

STAINLESS STEEL General

SIZE	PART NO.	WEIGHT	QTY	DESCRIPTION
2 X .113	C6R113SS	25lbs	4M	COLLATED S/STEEL RING SHANK NAIL
2-3/8 X .113	C8R113SS	25lbs	4M	COLLATED S/STEEL RING SHANK NAIL
3 X .120	C10R120SS	25lbs	4.5M	COLLATED S/STEEL RING SHANK NAIL
3-1/4 X .120	C12R120SS	25lbs	4.5M	COLLATED S/STEEL RING SHANK NAIL

316 S/Steel Ring Shank Nails



316 stainless steel ring shank nails for attaching decks, fencing and siding.

316 316 Stainless steel

STAINLESS STEEL General

SIZE	PART NO.	WEIGHT	QTY	DESCRIPTION
2-1/2	SSC8DR316	25lbs	BOX	RING SHANK NAIL, 8D STAINLESS STEEL
3	SSC10DR316	25lbs	BOX	RING SHANK NAIL, 10D STAINLESS STEEL
3-1/2	SSC16DR316	25lbs	BOX	RING SHANK NAIL, 16D STAINLESS STEEL

304 S/Steel Plastic Strip Nails



304 stainless steel ring shank 22° plastic strip collated nails for attaching decks, fencing and siding.

304 304 Stainless steel

STAINLESS STEEL General

SIZE	PART NO.	WEIGHT	QTY	DESCRIPTION
2 X .113	PC06133SSR	25lbs	5M	COLLATED S/STEEL RING SHANK NAIL
2-3/8 X .113	PC08113SSR	25lbs	5M	COLLATED S/STEEL RING SHANK NAIL
3 X .120	PC1020SSR	25lbs	4M	COLLATED S/STEEL RING SHANK NAIL
3-1/4 X .120	PC12120SSR	25lbs	4M	COLLATED S/STEEL RING SHANK NAIL

304 S/Steel Angle Finish Nails



Stainless steel angled finish nails for attaching trim.

304 304 Stainless steel

STAINLESS STEEL General

SIZE	PART NO.	WEIGHT	QTY	DESCRIPTION
1-1/2	FNA112SS	25lbs	4M	ANGLED STAINLESS STEEL FINISH NAIL
2	FNA2SS	25lbs	4M	ANGLED STAINLESS STEEL FINISH NAIL
2-1/2	FNA212S	25lbs	3M	ANGLED STAINLESS STEEL FINISH NAIL



304 S/Steel Roofing Nails



STAINLESS STEEL Roofing

304 stainless steel ring shank nails for attaching roofing material.

304 304 Stainless steel

SIZE	PART NO.	WEIGHT	QTY	DESCRIPTION
1-1/4	BRN125RSS-25	25lbs	BOX	STAINLESS STEEL ROOFING NAIL
1-1/2	BRN150RSS-25	25lbs	BOX	STAINLESS STEEL ROOFING NAIL
2-1/2	BRN250RSS-25	25lbs	BOX	STAINLESS STEEL ROOFING NAIL

304 S/S Collated Roofing Nails



STAINLESS STEEL Roofing

304 stainless steel collated ring shank nails for attaching roofing material.

304 304 Stainless steel

SIZE	PART NO.	WEIGHT	QTY	DESCRIPTION
1-1/4 X .120	CR114SSR	25lbs	7.2M	COLLATED S/STEEL ROOFING NAIL
1-1/2 X .120	CR112SSR	25lbs	7.2M	COLLATED S/STEEL ROOFING NAIL
1-3/4 X .120	CR134SSR	25lbs	7.2M	COLLATED S/STEEL ROOFING NAIL

Copper Roofing Nails



COPPER Roofing

Copper ring shank nails for attaching roofing material.

Copper

SIZE	PART NO.	WEIGHT	QTY	DESCRIPTION
1-1/4	RN125C	25lbs	BOX	COPPER ROOFING NAIL
1-1/2	RN150C	25lbs	BOX	COPPER ROOFING NAIL
2	RN200C	25lbs	BOX	COPPER ROOFING NAIL

Acoustical Products

Eye-lag Screws



INTERIOR WOOD Hanger

Attaches hanger wire to wooden ceiling joist.

Coating: Black phosphate.

SIZE	PART NO.	WEIGHT	QTY	DESCRIPTION
1/4 X 3	3EL	36lbs	1M	EYE LAG FOR WOODEN JOIST ATTACHMENT, BLACK PHOSPHATE
1/4 X 4	4EL	38lbs	1M	EYE LAG FOR WOODEN JOIST ATTACHMENT, BLACK PHOSPHATE
1/4 X 5	5EL	40lbs	1M	EYE LAG FOR WOODEN JOIST ATTACHMENT, BLACK PHOSPHATE

Eye-lag Screws



LIGHT GAUGE METAL Hanger

Attaches hanger wire to steel deck or joist ceiling. 25-20 ga.

Coating: Clear zinc

SIZE	PART NO.	WEIGHT	QTY	DESCRIPTION
1/4 X 2-3/4	H-3	20lbs	1M	EYE LAG SELF TAPPING SHARP POINT, CLEAR ZINC
1/4 X 2	H-4	20lbs	1M	EYE LAG SELF TAPPING SHARP POINT, CLEAR ZINC
1/4 X 3-1/4	H-5	20lbs	1M	EYE LAG SELF TAPPING SHARP POINT, CLEAR ZINC

Eye-lag Screws



HEAVY GAUGE METAL Hanger

Attaches hanger wire to steel deck or joist ceiling. 20-14 ga.

Coating: Clear zinc

SIZE	PART NO.	WEIGHT	QTY	DESCRIPTION
1/4 X 2	H-2	20lbs	1M	EYE LAG DRILL POINT, CLEAR ZINC
1/4 X 3	H-1	20lbs	1M	EYE LAG DRILL POINT, CLEAR ZINC
1/4 X 3	H-6	20lbs	1M	EYE LAG LONG DRILL POINT, CLEAR ZINC

Pre-Tied Wire

Easy to use

Simplify your installations with pre-tied wire fasteners from Grabber. For over 25 years Grabber has offered the highest quality, most innovative fastener solutions in the industry. You can count on the same exceptional quality you've come to expect from the leader in construction fasteners.

Excellent Selection

Choose from our selection of stocked fasteners or ask us about custom made to meet any application.

- ▶ Hospital Tie to 1" x 2" Hospital Clip
- ▶ Hospital Tie to 1202 CF Clip 90°
- ▶ Machine Tie to LADD Clip
- ▶ Machine or Hospital Tie to SDC125
- ▶ Hospital Tie to 3" x 4" Hospital Clip
- ▶ Pigtail Tie, 2" loop w/4" Tail
- ▶ Machine or Hospital Tie to SPC114 Clip
- ▶ Special Tie to 3" Eye Lag
- ▶ Special Tie to Pointer Eye Lag
- ▶ Rebar Tie, #3 x 12" Rebar Typical
- ▶ Special Tie to Chisel Point Eye Lag
- ▶ Special Tie to S.D. Eye Lag




Grabber is serious about deck fastening



COMPOSITE DECK SCREWS

New technology uses reverse threads to remove composite material as the screw is driven in allowing the Grabber composite screw to drive and seat better than any other composite screws. Stripouts and mushrooming are virtually eliminated. Available in: **Gray, Tan, Red and Brown.**



#2 Square Drive
Type 17 point



Available in Tan, Gray, Red and Brown

COLORMAX™

Painted Head Deck Screws

Grabber painted head deck screws are a perfect match for PVC decking and trim. Available in: **Tan, Ivory, Clay, Gray, Brown, White, Kona and Fawn.** Custom colors are available on request.



#1 Square Drive
Type 17 point



Trim Head



#2 Square Drive
Type 17 point



Flat Head

STAINLESS STEEL DECK FASTENERS

Designed for all outdoor wood construction such as decking, patios, lawn furniture, window boxes, etc. Eliminates staining or streaking around fastener heads when used with cedar, redwood, mahoganies, and wood composites.



#1 Square Drive
Type 17 point



Trim Head



#2 Square Drive
Type 17 point



Flat Head

LOX® RECESS MARINE GRADE FASTENERS

The patented LOX® drive system delivers the maximum torque and guarantees fully driven screws...no cam outs or stripped recesses. LOX® recess marine grade 316 stainless steel wood screws are perfect for any exterior project, decks, fences, siding, lattice, docks & more.



LOX® #2 Drive
Type 17 Point



Trim Head



LOX® #2 Drive
Type 17 Point



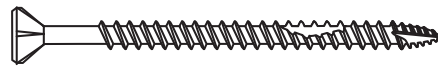
Flat Head

IRON WORKER™

Grabber's hardwood deck screw, with its patented Double Cut Threads, is designed for hard woods. The hardwood deck screw's stainless steel composition is compatible with cedar, cypress and redwoods.



#2 Phillips Drive



Type XT – II™ CERAMIC COATED DECK FASTENERS

Grabber XT-II™ GrabberGard coated fasteners are designed for pressure treated lumber applications and for all outdoor wood construction such as decking, patios, lawn furniture, window boxes, etc.



#1 Square Drive
Type 17 point



Trim Head



#2 Square Drive
Type 17 point



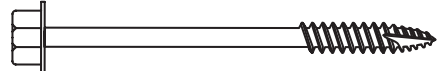
Flat Head

LAG-MASTER™

Multi-purpose wood fastener for general wood to wood construction such as ledger boards, laminated beams, underdeck connections, angles & brackets, and dimensional lumber.



Hex Drive

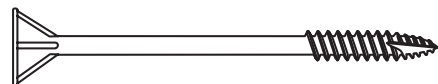


TIE-MASTER™

The best timber fastener for retaining walls, decks, docks, boardwalks and other general wood construction.



TORX® Drive



All Grabber Deck Solution Center fasteners are ACQ approved for use in all pressure treated lumber.

Each box of Grabber Deck Solution Center fasteners contain a free bit tip or driver.

CARRIAGE BOLTS

Multi-purpose wood fastener for general wood to wood construction such as ledger boards, laminated beams, underdeck connections angles & brackets, and dimensional lumber.



LAG SCREWS

Multi-purpose wood fastener for general wood to wood construction such as ledger boards, laminated beams, underdeck connections angles & brackets, and dimensional lumber.




DECKMASTER®

The DECKMASTER® system comes complete with brackets and the exact screws you need to make your job easy. Choose from our ACQ approved stainless steel or ACQ approved powder coated brackets. Powder coated DECKMASTER® brackets are colored to blend in with the color of your deck and are guaranteed to hold your boards in place for 50 years. Stainless steel brackets stand up to the harshest environments and are guaranteed to last a lifetime.

**Lifetime beauty above,
hidden strength below**

POWDER COATED
50
YEAR GUARANTEE
DECKMASTER

STAINLESS STEEL
Life
Time
GUARANTEE
DECKMASTER




Deckmaster Powder Coated Bracket and Screws

DECK CLIP™

Finally a hidden deck fastener that requires no predrilling, no messy adhesives, uses the strongest screw in the industry, holds the decking much tighter than the plastic clips, allows for movement, and works in pre-grooved composite decking. Our unique fastener will cut your installation time in half!

**The no-drill, no-glue,
no-broken-screws
hidden deck fastener**

(Patent Pending)



JOIST JAW™


The Grabber® Joist Jaw™ is the perfect accessory for the Professional Wood Framer. Like a second pair of hands, the Joist Jaw holds up the rafters and joists, eliminating the need for two people. The Joist Jaw™ automatically levels the crossmember with the rimjoist or ledger giving the framer a "hands free" position while installing the joist hanger or other connectors. With just a couple of twists, the Joist Jaw™ clamps down on its target from the top or the bottom and holds your lumber tight! This tool increases the accuracy and production of a 2 man framing crew whether they're building a deck, a roof or a floor, saving time and money. The Joist Jaw™ is reusable and made of zinc plated durable steel.

Package comes complete with 2 Joist Jaws per package.



**Two Joist Jaws
included in each
package**

**Editor's Choice - HOT
PRODUCTS for 2007
A Builder's Extra Hands**



Exclusive Patented Design
Pat. No. 6,443,441 B1

Item No. GJJ2
Shipping weight 5lbs



Attack your next decking job!

SUPERDRIVE®

Free yourself with the Grabber® SuperDrive 75 Series, the industrial strength fully automated fastening system. Engineered with a durable, lightweight and compact design, and built to last for what seems like forever. For maximum results, use Grabber's arsenal of LOX® recess fasteners. The fasteners designed specifically for power tools. The SuperDrive 75 Series, the weapon of choice for building professionals.

SuperDrive® 75 Series



Introducing:



BARRACUDA™

Composite Deck Screws

Grabber's Barracuda™ composite deck screw is the most advanced screw available for composite decking and now features improved GrabberGard® exterior grade protection.

Available Colors



Brown

Gray

Red

Tan

Grabber's new Barracuda™ composite deck screws come in a 375 count deck pack and a 2000 count bulk box, you get more screws per box with Grabber than with other brands.

Grabber's Barracuda™ composite screws also feature GrabberGard® advanced corrosion protection. GrabberGard® is ACQ compliant and is 1000 hour salt spray / 15 cycles Kesternich testing certified.

GrabberGard® means:

- ▶ No recess fill
- ▶ Consistent coating thickness throughout the fastener
- ▶ 1000 hour salt spray/15 cycles Kesternich tested
- ▶ ROHS compliant: chrome free/no hexavalent chrome (environmentally friendly)
- ▶ ACQ compliant
- ▶ Smooth finish equals better driving experience



**Grabber is serious
about deck fastening**





Introducing:

305 Stainless Steel **COLORMAX™** Painted Head Deck Screws

Grabber's Colormax™ screws offer more perfectly matched colors and more options for your PVC decking than any other competing product. Grabber also offers the most extensive line of collated painted head screws in the business.

Available Colors



Grabber introduces Colormax™ 305 stainless steel painted head screws, perfectly color matched for PVC decking. Custom colors are also available. Ask your Grabber dealer for details.

Colormax™ 305 stainless steel painted heads are designed for high corrosion locations such as docks and other high-salt environments.

Colormax™ – 305 Stainless Steel

- ▶ Designed for PVC decking, trim and railing
- ▶ Available in 1lb, 5lb and bulk
- ▶ 305 stainless steel
- ▶ Custom painted heads available upon request (will match any color PVC)



**Colormax™ Painted Head
305 Stainless Steel Deck Screws**


Colormax™ Painted Head Screws are also available in High-Carbon Steel

GrabberGard Ceramic Coated Steel **COLORMAX™** Painted Head Deck Screws

Colormax™ high-carbon painted head screws are perfect for most exterior PVC deck fastening applications and feature GrabberGard® advanced corrosion protection.

Colormax™ – High-Carbon Steel

- ▶ Designed for PVC decking, trim and railing
- ▶ Available in 1lb, 5lb and bulk
- ▶ Superior corrosion coating on high carbon (GrabberGuard®)
- ▶ Custom painted heads available upon request (will match any color PVC)
- ▶ Much lower cost than stainless steel (many PVC manufacturers don't require SS fasteners)



Glue it, Seal it & Protect it with Grabber!

Grabber professional strength adhesives and acoustical sealant are products that perform...this time and every time.

Grabber professional strength acoustical sealant and adhesives meet and exceed industry standards. Our application specific family of products all carry our money back guarantee.



Professional Strength Drywall Adhesive

High quality, non-staining waterproof adhesive developed for adhering drywall to structurally sound surfaces. Primarily designed for bonding gypsum board to wood or metal studs, laminating gypsum board to gypsum board, and bonding gypsum board to concrete or block walls. When applied as directed, this adhesive combined with the approved mechanical fastener is the preferred method for permanent, safe installations without weak points. Product is widely used in new construction of single-family and multi-family homes, manufactured housing, commercial construction, and all remodeling, remedial and renovation projects where gypsum products are installed.

- ▶ Helps eliminate nail-pops and call backs
- ▶ Bridges minor framing irregularities
- ▶ Reduces mechanical fasteners up to 50-60%
- ▶ Waterproof and weatherproof
- ▶ Provides for greater strength and safety in wall & ceiling assemblies without weak points
- ▶ Unaffected by cold weather

Item No. GDWA



Professional Strength Sub-floor Adhesive

Premium grade construction adhesive developed for Glued Floor Systems. Product is designed for interior or exterior use and forms a permanent waterproof and weatherproof bond to dry, wet, frozen lumber, either treated or untreated with high sheer strength. Adhesive is easy to use both on the job or on the production line. Ideal for use in most building projects that require adhesives.

- ▶ All weather formula
- ▶ Allows single layer floor construction
- ▶ Reduces nail pops and call backs
- ▶ Reduces installation costs
- ▶ Exceeds APA AFG-01 Specifications
- ▶ Permits extended spans
- ▶ Bonds to most building materials with fast grab and high strength

Item No. GSFA



Professional Strength Acoustical Sealant

Non-flammable, water-based product developed specifically for the reduction of sound transmission in all types of wall partition systems. Easy application and easy cleanup. Used correctly and as directed, sealant will achieve and maintain specific STC (Sound Transmission Class) values specified for various wall system designs. This product should be used in office buildings, sound studios, hospitals, schools, hotels and motels, apartment complexes, and other areas where sound ratings are required. This sealant is also ideal for sealing out air infiltration and unwanted moisture in residential construction.

- ▶ Non-hardening, non-staining & non-migrating
- ▶ Easy application and easy cleanup
- ▶ Maintains flexible seal against air-borne sound, air infiltration and moisture
- ▶ UL tested and classified
- ▶ Low VOC green certified product

Item No. GSCS



GrabberGard fire caulks and sprays have been tested in accordance with rigorous industry standards and have been determined to be fungi resistant.



**Underwriters
Laboratories Inc.®**



GrabberGard Endothermic Fire Caulk

A single component smoke and fire stopping sealant for wall and floor penetrations and other construction gap applications. During a fire, GrabberGard EFC absorbs heat and provides a fire barrier against fire and smoke.

- Available in:**
- ▶ 10 oz. cartridge - Item No. GGEC10
 - ▶ 20 oz. sausage - Item No. GGEC20
 - ▶ 29 oz. cartridge - Item No. GGEC29
 - ▶ 5 gallon buckets - Item No. GGEC5



GrabberGard Intumescent Fire Caulk

A single component smoke and fire stopping sealant for wall and floor penetrations and other construction gap applications. During a fire, GrabberGard IFC expands to maintain a tight seal against fire and smoke.

- Available in:**
- ▶ 10 oz. cartridge - Item No. GGIFC10
 - ▶ 20 oz. sausage - Item No. GGIFC20
 - ▶ 29 oz. cartridge - Item No. GGIFC29
 - ▶ 5 gallon buckets - Item No. GGIFC5

GrabberGard Endothermic Fire Spray

GrabberGard EFS is a effective fire-stop for joint assemblies, such as floor, floor to wall, wall, head of wall, and curtain wall to slab edge, in any combination of wood, concrete, concrete block, steel and gypsum materials.



Available in:

- ▶ 5 gallon buckets - Item No. GGEFSS

ULTRAFLEX™



ULTRAFLEX™ 325 has a smaller flange width and is designed for shorter runs (spans < 10 feet).



- **WORLD'S #1 FLEX PRODUCT FOR ALL OFF-ANGLES**
- **ULTRA-THIN EDGE FOR 1-STEP INSTALLATION AND EASY FINISHING**
- **ABSOLUTELY WILL NOT CRACK**



ULTRAFLEX™ 450 with its wider width is designed for longer runs (spans > 10 feet).




ZOOMA-FLEX® is the only flex product that runs through an automatic taping tool.



INSTALLATION:



Using a 4" – 6" tapping knife, apply All-Purpose compound to drywall slightly beyond where the edge of the corner will be. Place **NO-COAT® ULTRAFLEX™** or **ZOOMA-FLEX®** corner on wall and press into position. Embed trim by running knife over it with even pressure and squeeze out excess mud. Using the same knife, skim over the corner with the compound. Let dry.



Using a 6" – 8" finishing knife, skim over the **ULTRAFLEX™** or **ZOOMA-FLEX®** once more. Let dry. Sand and paint.

THE NO-COAT STRUCTURAL LAMINATE DRYWALL CORNER SYSTEM:

The NO-COAT Structural Laminate (SLAM) corner design represents a revolutionary drywall corner system that provides superior strength and durability, installs faster, and delivers bottom line savings in labor and materials. Whether finishing off-angles, inside or outside corners, NO-COAT offers a complete corner system for every job.

STRONGEST

- Won't crack, dent, chip, peel or rust
- Long-lasting, virtually indestructible
- Stands up to severe impacts
- Permanently bonds corner to drywall with All-Purpose joint compound

MOST DURABLE

- Absorbs settling and seismic movements
- Joint paper resists abrasion
- Surface paper will not "alligator" or wrinkle

MOST FLEXIBLE

- Built-in flexible hinge adjusts to any inside or outside corner.

FORMS PRECISE, STRAIGHT CORNERS

- Adjusts to correct irregular framing
- Tapered co-polymer core ensures perfectly straight corners – every time.
- Uniformly accepts paint and texture for a superior finish

SAVES LABOR AND MUD

- Eliminates up to 50% of joint compound
- Reduces installation time by 30-50%



Made With
SLAM
TECHNOLOGY

1.888.662.6281

www.no-coat.com

ULTRATRIM™

OUTSIDE 90°



OUTSIDE 90° also opens to a 135° corner or adjusts to any outside angle.



ULTRATRIM™

INSIDE 90°



INSIDE 90° also opens to a 135° corner or adjusts to any inside angle.



INSTALLATION:



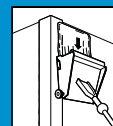
Using a 4" – 6" tapping knife, apply All-Purpose compound to drywall slightly beyond where the edge of the corner will be. Place **NO-COAT®** corner on wall and press into position. Corner should be aligned tightly to the ceiling. Embed trim by running knife over both sides of the corner with even pressure and squeeze out excess mud. Using the same knife, skim over the corner with the compound. Let dry.



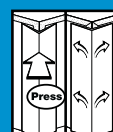
Using a 6" – 8" finishing knife, skim over the corner once more. Let dry. Sand and paint.



Place **NO-COAT®** corner on wall and use roller to press into position. Corner should be aligned tightly to the ceiling.



Box The Corner: You can use your existing taping tools to finish your corners.




Corners will open and adjust to a 135° corner or any outside off-angle.

Manufacturer recommends installation with All-Purpose Joint Compound.

ULTRATRIM™

BULLNOSE

Available in 3/8", 3/4" and 135°



BULLNOSE offers perfect rounded corners everytime.



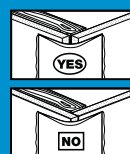
ULTRATRIM™

L TRIM

Available in 1/2" or 5/8"



L TRIM is the ideal solution for suspended ceilings & window returns.



Using a 4" – 6" tapping knife, apply All Purpose compound to drywall slightly beyond where the edge of the corner will be. Place **NO-COAT®** corner on wall and press into position. Corner should be aligned tightly to the ceiling. Embed trim by running the knife over both sides

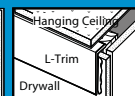
with even pressure and squeeze out excess mud. Using the same knife, skim over the corner with the compound, let dry.



Using a 6" – 8" finishing knife, skim over the corner.



Using a 4" – 6" tapping knife, apply All Purpose compound to drywall slightly beyond where the edge of the L-Trim will be. Place **NO-COAT®** L Trim on wall and press into position. Embed trim by running the knife over it with even pressure and squeeze out excess mud. Using the same knife, skim over the L Trim with the compound, let dry.



Using a 6" – 8" finishing knife, skim over the L Trim once more. Let dry. Sand and paint.

ULTRA ARCH™

OUTSIDE 90°



OUTSIDE 90° also opens to a 135° corner or adjusts to any outside angle and conforms to any drywall archway.

ULTRA ARCH™

BULLNOSE

Available in 3/8" or 3/4"



BULLNOSE offers perfect rounded corners everytime and conforms to any drywall archway.

ULTRATOOLS™

ULTRATOOLS™

BULLNOSE ROLLER
OUTSIDE 90 ROLLER
INSIDE 90 ROLLER
ONE-SIDED ROLLER
NO-COAT DOUBLE BARREL HOPPER
FLEX BRACKET FOR HOPPER (optional)



NO-COAT

NO-COAT's Structural Laminate (SLAM™) Corner System actually becomes part of the structure. **SLAM™ Technology** integrates three key components that deliver superior strength and durability, flexibility, faster installation and dramatic bottom line savings.



Made With
SLAM™
TECHNOLOGY
www.no-coat.com

SLAM™ Technology integrates **THREE KEY COMPONENTS** providing the durability, flexibility, and strength that won't crack under pressure.

1. TAPERED HIGH STRENGTH CO-POLYMER CORE
withstands severe impacts. Won't rust. Requires less mud.

3. FORMULATED SURFACE PAPER
eliminates cracks, chips and peels, resists abrasion, and accepts any finish.

2. JOINT TAPE
permanently bonds corner to drywall with All Purpose mud.

STRUCTUS™

BUILDING TECHNOLOGIES

The leader in high-performance drywall corner solutions.

HYDROTRIM™

Water-activated, self-adhesive drywall corner trim.

Available in
Outside 90,
Bullnose and
L-Trim profiles.

HYDROTRIM is an easy-to-apply corner that does not blister, bubble, dent or crack.

HYDROTRIM's patented design includes a water activated adhesive and punch holes that allow joint compound to further bond the corner to the drywall.

Fast & Easy to Apply

Simply spray with water, press on. No screws, staples or messy adhesive spray needed!

Superior Bond

Water-activated adhesive creates an indestructible bond to drywall; perforated holes allow joint compound to permanently seal corner to wall.

Will not Dent or Crack

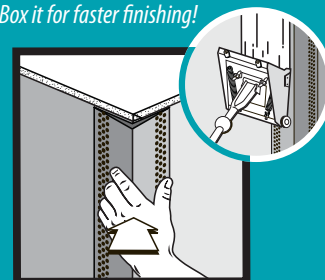
Paper-plastic-paper tapered design holds up to even the most severe impacts.

Simply spray it with water...



wait 30 seconds, press on and finish.

Box it for faster finishing!



HYDROTRIM™

OUTSIDE 90°

Available in 8', 9', 10' lengths*



OUTSIDE 90° also opens to a 135° corner or adjusts to any outside angle.

HYDROTRIM™

BULLNOSE

Available in 3/4", and in 8', 9', 10' lengths*



BULLNOSE offers perfect rounded corners everytime.

HYDROTRIM™

L TRIM

Available in 1/2" or 5/8", 10' lengths*



L TRIM is the ideal solution for suspended ceilings & window returns.

*Custom lengths available upon request

www.hydrotrimcorner.com



LEVELLINE™

DRYWALL CORNER TRIM

Tapered Profile Design - makes finishing fast & easy. Outperforms flat flex at every angle.

Perfect for:

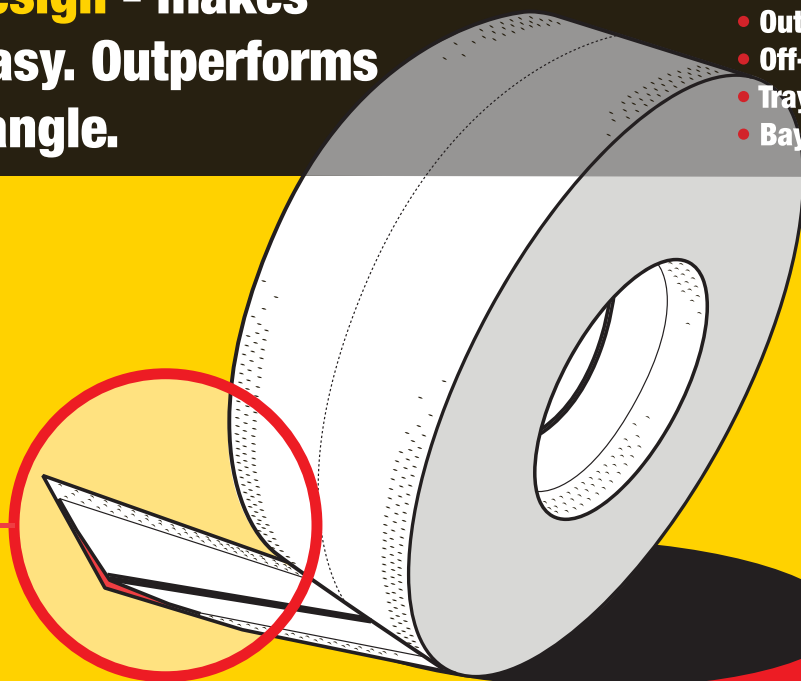
- Outside/inside corners
- Off-angles
- Tray ceilings
- Bay windows

- **Tapered Plastic Core** is indestructible - will not split or dent

- **Joint Tape** permanently bonds corner to drywall

- **Memory-Free Hinge** adjusts to any angle, eliminates pre-creasing, pre-measuring & allows instant application

- **Formulated Surface Paper** accepts any finish & resists abrasion



Easy-to-use applicator box design!

Built-in handles provide quick & easy application right out of the box!



Visit www.levelline.com or call 1-888-270-0616 for more information.



ULTRAFLEX™

PRODUCT	DESCRIPTION	ITEM NUMBER	PACKAGING PER BOX	PACKAGING PER PALLET	
ULTRAFLEX 325	3.25" wide x 100' roll	ULT325	10 - Rolls	360/Rolls	
ULTRAFLEX 450	4.5" wide x 100' roll	ULT450	4 - Rolls	120/Rolls	
ZOOMA-FLEX	2.125" wide x 100' roll	ZOOMA100	10 - Rolls	400/Rolls	
ZOOMA-FLEX	2.125" wide x 200' roll	ZOOMA200	10 - Rolls	400/Rolls	

ULTRATRIM™

PRODUCT	DESCRIPTION	ITEM NUMBER	PACKAGING PER BOX	PACKAGING PER PALLET	
INSIDE 90	8'	SIC8	400'	24 boxes	
	9'	SIC9	450'	24 boxes	
	10'	SIC10	500'	24 boxes	
OUTSIDE 90	8'	SOC8	400'	24 boxes	
	9'	SOC9	450'	24 boxes	
	10'	SOC10	500'	24 boxes	
BULLNOSE 3/8"	8'	SSB03808	400'	24 boxes	
	9'	SSB03809	450'	24 boxes	
	10'	SSB03810	500'	24 boxes	
BULLNOSE 3/4"	8'	SBOC8	400'	24 boxes	
	9'	SBOC9	450'	24 boxes	
	10'	SBOC10	500'	24 boxes	
BULLNOSE 135°	10'	SBO13510	500'	24 boxes	
	10'	SBO13510	500'	24 boxes	
	10'	SBO13510	500'	24 boxes	
L TRIM 1/2"	10'	SSL1210	500'	24 boxes	
L TRIM 5/8"	10'	SSL5810	500'	24 boxes	

ULTRA ARCH™

PRODUCT	DESCRIPTION	ITEM NUMBER	PACKAGING PER BOX	PACKAGING PER PALLET	
OUTSIDE 90	10'	A9010	100'	52 boxes	
BULLNOSE 3/8"	10'	AB3810	100'	52 boxes	
BULLNOSE 3/4"	10'	AB3410	100'	52 boxes	

LEVELLINE™

PRODUCT	DESCRIPTION	ITEM NUMBER	PACKAGING PER BOX	PACKAGING PER PALLET	
LEVELLINE	2.75" wide x 100' roll	LL100	12 - Rolls	24 boxes	

HYDROTRIM™

PRODUCT	DESCRIPTION	ITEM NUMBER	PACKAGING PER BOX	PACKAGING PER PALLET	
OUTSIDE 90°	8'	HOC08	400'	30 boxes	
OUTSIDE 90°	9'	HOC09	450'	30 boxes	
OUTSIDE 90°	10'	HOC10	500'	30 boxes	
BULLNOSE 3/4"	8'	HBOC08	400'	24 boxes	
BULLNOSE 3/4"	9'	HBOC09	450'	24 boxes	
BULLNOSE 3/4"	10'	HBOC10	500'	24 boxes	
L Trim 1/2"	10'	HL1210	500'	30 boxes	
L Trim 5/8"	10'	HL5810	500'	30 boxes	
HYDROTRIM OUTSIDE 90° ROLLER		HTUCR	1		
HYDRORTIM BULLNOSE ROLLER		HTBR	1		

ULTRATOOLS™

PRODUCT	DESCRIPTION	ITEM NUMBER	PACKAGING PER BOX	PACKAGING PER PALLET	
BULLNOSE ROLLER		PUCR	1		
OUTSIDE 90 ROLLER		PSUCR	1		
INSIDE 90 ROLLER		PUCRIL	1		
ONE-SIDED ROLLER		PUC1S	1		
NO-COAT DOUBLE BARREL HOPPER		NCH1	1		
FLEX BRACKET FOR HOPPER (optional)		NCHFB	1		

NOTE: Custom lengths available upon request

TOTAL _____

Deliver to: _____

Street address: _____

City _____ State _____ Zip _____

Phone: _____ Fax: _____



BUILDING TECHNOLOGIES

Distributed by



A 100% Employee Owned Company

1-800-477-TURN (8876)

Hang Tite Fast Tacking Construction Adhesive



Item No. 747

PROPERTIES	GRABBER HANG TITE	3M 77	COMPARE
180° Peel Strength (PLI)	6.25	2.90	2-1/2 times greater bond strength
Shear Strength (PSI)	63.1	6.10	For stronger bonds, less failure
Green Shear Strength (PSI) - 5 min	1.3	1.3	Both products develop bond strength
Does not Contain CFC's	Yes	Yes	Contains no ozone depleting chemicals
Uniform Mist Spray	Yes	No	Delivers a more uniform spray pattern
Color	Water White	Light Amber	Minimizes effect of overspray
Max Temp	183	163	Higher temperature capability reduces adhesive failure
Temperature Resistance - Minutes @ 160F	9	4	
Remains Pressure Sensitive	Yes	Yes	Long open time minimizes application errors
Temporary or Permanent Bonds	Yes	Yes	Versatile

ROCKER GRZ02 DRYWALL ROUTER

A WHOLE NEW STANDARD

**in high-speed, lightweight,
jobsite-tough performance**

Introducing the all-new GRZ02 Drywall Router, from Grabber® our next generation router, totally re-engineered with real world input from professional drywallers.

From its more powerful 6-amp motor to its smaller, lightweight design and replaceable motor brushes, the GRZ02 answers every demand pros wanted in a high-performance router.

All in a tool that's 20% shorter and 1/2 lb. lighter than previous models. The GRZ02 - a whole new standard in high-speed, lightweight, jobsite-tough performance.

- ▶ **Faster cutting**
- ▶ **More durable**
- ▶ **Easier to handle**
- ▶ **Smaller, lighter weight**



MORE WORK MEANS MORE MONEY.



ROCKER GR871 CHOP SAW

The Grabber GR871 Abrasive Chop Saw with a 2200w high power motor is perfectly suited for cutting steel, ferrous metal, stone, ceramics and PVC

The GR871 is fitted with electronic soft start to limit start-up current and kick back reaction, keyless mitre adjustment for quick and simple operations

Spindle lock on the GR871 allows quick and easy wheel changing, the integrated carrying handle allows ease of carrying to site and the horizontal handle gives superior ergonomics and less user fatigue.

Features:

- ▶ **Powerful 15.0 Amp/5.3 HP (maximum motor HP) motor provides more overload capacity, increasing performance and durability**
- ▶ **Patented tool-free, 45° adjustable fence allows for fast and accurate angle cuts without using a wrench**
Ergonomically designed "D" handle provides a more comfortable hand position reducing user fatigue and increasing productivity
- ▶ **Quick-lock vise allows for fast clamping on different size materials to increase productivity**
Extra wide solid steel base provides increased stability when cutting longer material.
- ▶ **Heavy-duty lock down pin allows head of the saw to be locked in the carrying position without the use of a chain**
- ▶ **The solid steel base also allows users to weld jigs or stops directly to the base**
- ▶ **On-board wheel change wrench allows for convenient storage greatly reducing the risk of lost wrenches**
- ▶ **Heavy-duty compression spring provides smooth movement and greater durability than torsion springs**
- ▶ **The four pre-drilled holes in the base allow easy bolt down to any work bench.**
- ▶ **Durable metal top handle allows saw to be carried easily**
- ▶ **Spindle lock allows user to make wheel changes quickly and easily saving time and money**
- ▶ **Large cutting capacity (5" round / 4-1/2" x 6-1/2" rectangle) provides the ability to cut a wide variety of materials**
- ▶ **Allows users to channel sparks**
- ▶ **Easily accessible brushes allow for convenient servicing on the worksite minimizing downtime**



SPECIFICATIONS

Amps	15.0 AC/DC Amps
No Load Speed	3,800 rpm
Spindle Lock	Yes
Quick Lock Vise	Yes
Wheel Arbor	1"
Wheel Diameter	14" "
Max Capacity (Round)	5" "
Max Capacity (Rectangular)	4-1/2" x 6-1/2" "
Tool Length	21"
Tool Weight	40.0 lbs
Horsepower	5.3 HP



Grabber Premium Abrasives

Grabber cutting and grinding wheels are purpose formulated for the tough tasks professional craftsmen face day in, day out. Grabber resin bonded wheels are engineered with the high performance and dependability you have come to expect from Grabber products. All our bonded abrasives are manufactured under the certification of the ISO9002 Quality organization. All Grabber bonded abrasive products have qualified and are certified by the MPAA German Safety Organization and exceed ANSI standards for safety.

Type 1 Premium Aluminum Oxide Cut-off or Cutting Wheels

- ▶ Designed for use on stationary chop saws.
Use as cutting tools on hand held grind machines.
- ▶ Aluminum Oxide for smooth cutting and longer tool life.
- ▶ For use on iron, steel, tubing and bar.
- ▶ For structural shapes such as steel studs and ferrous applications.
- ▶ Double layer of heavy-duty fiberglass for safety.

**Item No. G21400****Item No. 1400**

PART NO.	SIZE	RPM
G123321MS	12 X 3/32 X 1	5,100
G12181MS	12 X 1/8 X 1	5,100
G143321MS	14 X 3/32 X 1	4,400
1400	14 X 3/32 X 1	4,365
G21400	14 X 3/32 X 1	4,400
G147641MS	14 X 7/64 X 1	4,400
G14181MS	14 X 1/8 X 1	4,400



ROCKER Screw Drivers

- ▶ **High Torque Pro Clutch Heavy-Duty Screw Driver**
120V AC, 50-60 Hz
- ▶ **6.3 Amp HD 0 - 4,000 RPM Variable Speed Reversible**
- ▶ **Set & Forget Aluminum Depth Locator**
Pop-on/Pop-off nosepiece
- ▶ **Includes #2 Phillips Bit-tip and Magnetic Bit-tip**
Holder 3.1 lbs. (1.4 Kg)



Item No.	4060	0-4000	RPM	6.0 AMP	3.1 lbs
	4063	0-4000	RPM	6.3 AMP	3.1 lbs
	4025	0-2500	RPM	6.5 AMP	3.5 lbs
	4063H	0-4000	RPM	6.3 AMP	4.0 lbs



Utility Knives

Yep! Just a twist... the handle "clam shells" open and you're ready to position a new blade or flip around the old one! No screwdriver required! Comes with FIVE extra sharp, extra long lasting GRABBER drywall blades.

Item No. K1992



Extra Sharp. . .Extra Long
Lasting! 100 Blades Per
box (5 packs of 20)

Item No. 1B1992



Quality every step of the way. . . the reason the pros choose Grabber.

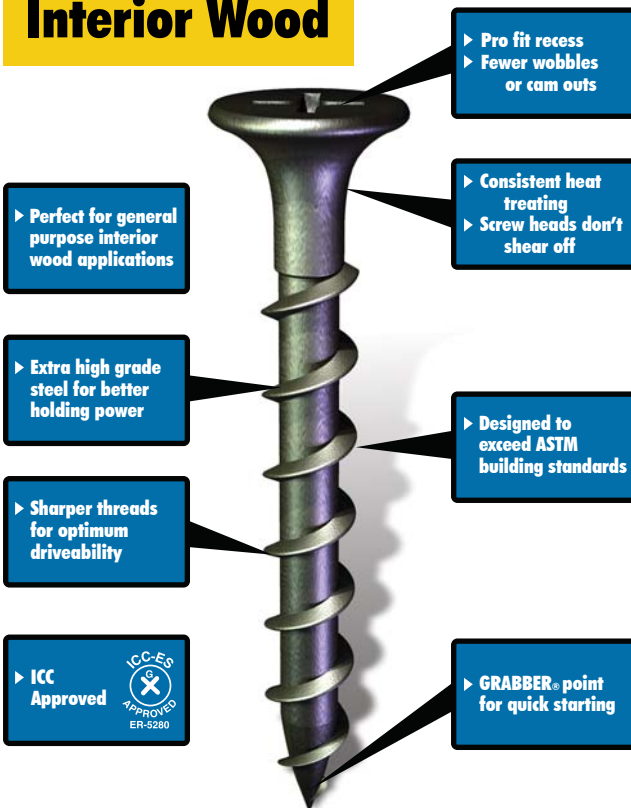
Grabber sweats the small stuff, and that makes all the difference

The professional's first choice for over 40 years, Grabber premium quality screws are built for performance. Sharper threads mean a better driving experience so Grabber changes thread dies more frequently. Tight recesses mean screws are less likely to cam-out and bit tips will last longer so Grabber changes recess dies more frequently. Consistent heat treating means screw heads will be less likely to pop off, so Grabber heat treats fewer screws at a time ensuring more even heat treatment. These are small things most people don't notice, but they are also small things that make the difference between average fasteners and professional grade fasteners.

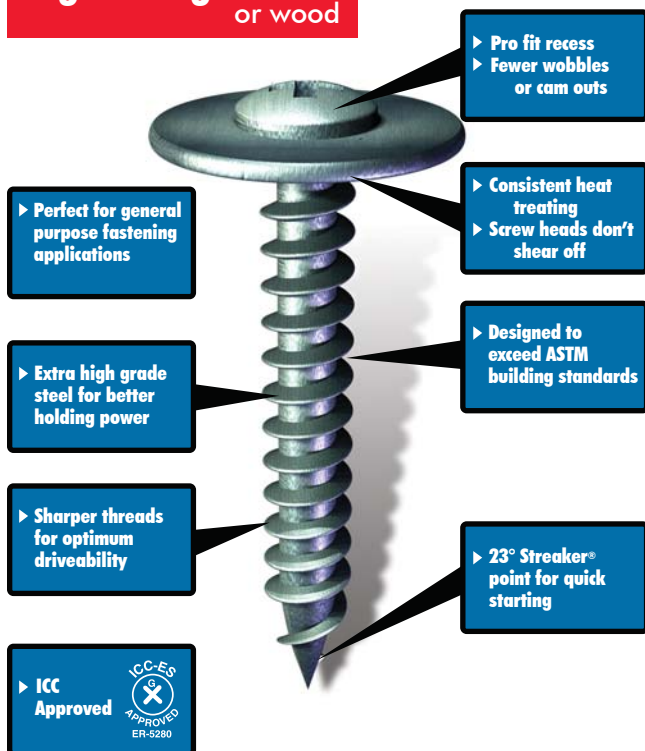
All Grabber screws meet or exceed the specifications in shear and pullout values for ICC-ES, ER-5280. Shear, pullout and other technical information is available at www.grabberman.com. Grabber screws are produced in an ISO 9002 and ISO 14001 approved and certified environment, and meet or exceed American Society for Testing and Materials Standards ASTM designation D1761 standard test methods for mechanical fasteners in wood and C1002 standard specification for steel self-piercing tapping screws for the application of gypsum panel products or metal plaster bases to wood studs or steel studs.



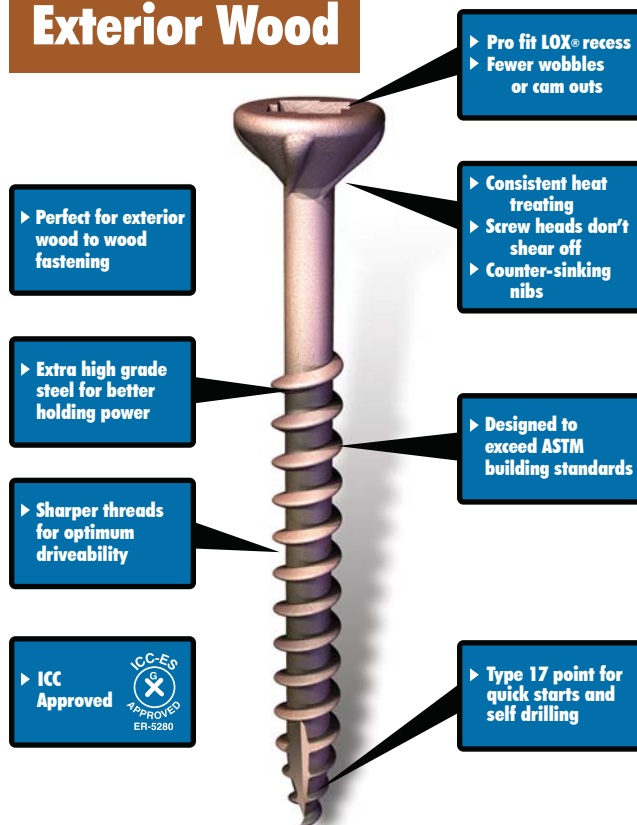
Screws for attaching to Interior Wood



Screws for attaching to Light Gauge Metal or wood



Screws for attaching to Exterior Wood





Coatings and finishes

Black/Gray Phosphate

Salt spray results ASTM B117 12-24 hours, no red rust

Recommended for interior applications

Clear Zinc

Salt spray results ASTM B117 24-48 hours, no red rust

Recommended for interior applications and exterior application that will be encapsulated the fasteners, i.e. attachment of lathing prior to application of stucco.

Yellow Zinc

Salt spray results ASTM B117 48-96 hours, no red rust

Recommended for interior applications and exterior application that will be encapsulated the fasteners, i.e. attachment of lathing prior to application of stucco.



Salt spray results ASTM B117 1000 hours, 15 cycles Kesternich per DIN 50018, no red rust

GrabberGard® metal finish is a high-grade proprietary metal surface processing technology that prevents corrosion. It is a duplex coating constituting a zinc substrate and organic polymer topcoat. The distinguishing feature of GrabberGard® is the joining and encapsulation the substrate with the fused organic surface coating. These layers are bonded together through thermal fusion, and this unique method of combining layers results in a combination of the coating films. GrabberGard® treatment does not attribute its anti-corrosion properties to any single material, but the synergy of these two layers, which when combined has superb corrosion resistant qualities. Suitable for use in non coastal areas with all pressure treated lumbars including ACQ.



Salt spray results ASTM B117 1000 hours, no red rust

Type 302 stainless steel is an extremely tough, ductile grade that demonstrates superior corrosion resistance to type 301 stainless steel. This grade as well as the rest of the 300 series we offer can be used in MRI and other applications calling out non-magnetic parts. Suitable for exterior grade that is not in coastal areas when used in conjunction with untreated wood, MCQ, CCA or Borate and other NON ACQ treated lumber.



Salt spray results ASTM B117 1000 hours, no red rust

Type 303 is one of the most popular of all the free machining stainless steels. This grade can be used in MRI and other applications calling out a non-magnetic part. Suitable for exterior grade that is not in coastal areas when used in conjunction with untreated wood, MCQ, CCA or Borate or other NON ACQ treated lumbars. Has a slightly higher Nickel content that increases strength and machinability over the 302 series.



Salt spray results ASTM B117 1000 hours, no red rust

Type 304 stainless steel is one of the most widely used and oldest of the stainless steels. This was originally called 18-8 which stood for its chromium and nickel content. It possesses an excellent combination of strength, corrosion resistance and fabricability. This is also the first of the 300 series of stainless steel that is recommended use with ACQ. It possesses an excellent combination of strength, corrosion resistance and fabricability. Suitable for exterior grade that is not in coastal areas when used in conjunction with treated or untreated wood, including ACQ.



Salt spray results ASTM B117 1000 hours, no red rust

Type 305 stainless steel is a nickel chromium austenitic grade of stainless steel and is inherently non-magnetic. This material is not hardened by heat treatment and provides very good corrosion protection. No visible sign of surface red rust at 1000 hours of ASTM B117 salt spray test. Higher carbon content than the 304 series increases strength. Suitable for exterior grade that is not in coastal areas when used in conjunction with treated or untreated wood, including ACQ.



Salt spray results ASTM B117 1200 hours, no red rust

Type 316 stainless steel is a nickel chromium austenitic grade of stainless steel and is inherently non-magnetic. This material provides the highest level of corrosion protection. No visible sign of surface red rust at 1200 hours of ASTM B117 salt spray test. This austenitic stainless steel has an increased molybdenum content to increase its resistance to corrosion when compared to other 300 series alloys. It is suitable for use in coastal areas and is considered Marine grade stainless. Suitable for exterior grade in coastal areas, and around pools and spas, and can be used in conjunction with treated or untreated wood, including ACQ.



Salt spray results ASTM B117 500 hours, no red rust

Type 410 stainless steel is a low-carbon martensitic grade of stainless steel and is magnetic. 410 stainless steel is a general purpose hardenable stainless steel. Its strength, good ductility and resistance to corrosion in mild atmospheres, steam and mild chemical environments, in conjunction with its ability to be hardened makes it suitable for use in stainless steel self drilling screws.



Grabber DRIVAL® fasteners are protected against hydrogen embrittlement failure.

Hydrogen embrittlement (HE) refers to any time-delayed failure mechanism that is aggravated or accelerated because of the presence of hydrogen. Most self-drilling fasteners are case-hardened, which provides the necessary hardness for drilling and tapping, but leaves the screws vulnerable to (HE) due to their high surface hardness and the opportunity for introduction of hydrogen during the electroplating and cold working manufacturing processes.

DRIVAL® fasteners are specially designed and processed to help prevent hydrogen-induced brittle failures. Each fastener undergoes a post plating baking process to ensure the optimal combination of hardness and hydrogen relief required for maximum performance in the field.

Testing of this product, in accordance with ASTM standards, has proven that DRIVAL® fasteners provide the same resistance to hydrogen-embrittlement (HE) failure as a grade 5 fastener. Grabber's hardening and baking processes provide unmatched performance.

Grabber has you covered with more than just great fastening products. . .

To put it simply, Grabber can help you build a better product while simultaneously making you more money. Through constant innovation, Grabber continues to simplify the way you work by providing the best, most technologically advanced products available today.



**Drywall Screws
Metal Framing Screws
Concrete Anchors
Pneumatic Nails**

Fasten it

Grabber has a full line of fasteners for just about any application. From drywall screws to heavy gauge framing screws Grabber has what you need. Grabber invented the drywall screw and changed an entire industry. For the past 40 years Grabber has been the name you can trust for professional grade fasteners.



**SuperDrive
Screw Guns
Chop Saws
Lasers**

Drive it

Grabber's SuperDrive tool is designed to make driving screws faster and more accurate. Along with SuperDrive, Grabber offers many other tools that make your work easier including chop saws, routers, lasers and more.



**Subfloor Adhesives
Drywall Adhesives
Acoustical Sealants
Fire Stopping Caulks**

Caulk it

Grabber offers a complete line of caulks including sound control sealants, subfloor adhesives, drywall adhesives, insulation foam and more. Grabber also offers EFC and IFC fire stopping caulks and sealants.



**NO-COAT® Stick Products
NO-COAT® ULTRAFLEX
Drywall Tape
Finishing Tools**

Finish it

Grabber has everything you need for finishing your drywall projects. From fiberglass mesh tape and spark perforated drywall tape to NoCoat's innovative structural drywall system, Grabber has what you need to do the job right



GRABBER®
CONSTRUCTION PRODUCTS

www.grabberman.com

**Visit www.grabberman.com or
call 800-477-8876
to find a dealer near you.**

Grabber is an international distributor and manufacturer of premium fasteners and fastening systems for wood, metal, and drywall applications in the commercial and residential construction markets. Grabber is home to the Deckmaster® Hidden Fastening System, the patented LOX® Drive System, and the SuperDrive Auto-Feed Fastening System. Grabber also distributes a wide range of proprietary tools and accessories, various equipment, and building materials to the construction industry.

All Grabber screws meet or exceed the specifications in shear and pullout values for ICBO/ICC ER 5280. Shear, pullout and other technical information is available at www.grabberman.com. Grabber screws are produced in an ISO 9002 and ISO 14001 approved and certified environment.

