



BAILEY BENT TAB STUD

THE NEXT GENERATION OF STEEL FRAMING

The **BAILEY BENT TAB STUD** Bridging Channel System helps reduce material and labour costs.

THE STRENGTH WITHIN

sales@bmp-group.com | www.bmp-group.com

BAILEY[®]
METAL PRODUCTS LIMITED

MONTREAL • TORONTO • CALGARY • EDMONTON • VANCOUVER



THE NEXT GENERATION OF STEEL FRAMING

BAILEY BENT TAB STUD

The **BAILEY BENT TAB STUD** Bridging Channel System helps reduce material and labour costs.

For curtain wall applications, lateral bridging must be provided at 5'-0" o.c. or less in order to keep the studs aligned and to provide structural integrity during the construction phase. The **BAILEY BENT TAB STUD** Bridging Channel System is an innovative and patented steel stud that eliminates the need for traditional bridging clips and reduces on-site material and labour costs. The patented design incorporates a bendable tab into the knockout of the stud. The bendable tab is bent perpendicular to the stud allowing the cold rolled channel to pass through the knockout opening. In this system, the bent tab gets attached to the bridging channel utilizing a single screw only.

APPLICATIONS

- Exterior curtain wall applications that are subjected to wind load only
- Interior non-loadbearing drywall partitions

PRODUCT FEATURES

- BAILEY designed, tested and patented product
- Available steel stud web widths
- 3 5/8", 4", 6" and 8"
- Available in .033" (20ga) - .068" (14ga) material thickness
- Comparative tests have established that the **BAILEY BENT TAB STUD** Bridging Channel System can be used in place of the traditional Clip Angle Bridging Channel System
- Current Bailey limiting heights tables apply

KEY BENEFITS

- Reduces material costs by eliminating the use of bridging clips and additional fasteners
- Improved installation time by requiring only a single fastener to attach the stud to the bridging channel

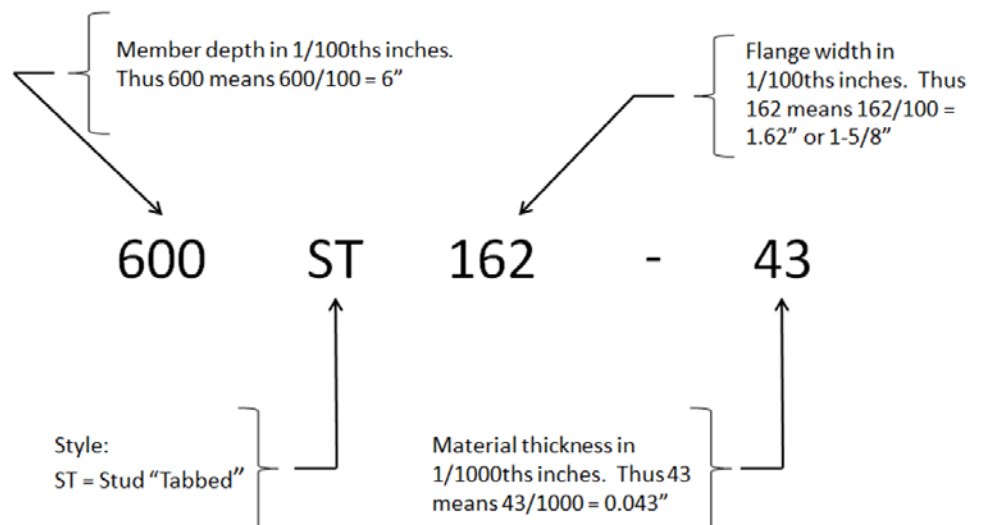
INSTALLATION

- Bend knockout tab perpendicular (90°) to the steel stud
- Pass the bridging channel through the open stud knockout
- Attach the bent tab to the bridging channel with one screw

ORDERING INFORMATION

- The **BAILEY BENT TAB STUD** Bridging Channel System uses the common designator method but modifies the code to reflect the fact that the stud is tabbed "ST" (stud tabbed).

EXAMPLE: 600ST162-43



THE NEXT GENERATION OF STEEL FRAMING

COMPARATIVE TESTING

The **BAILEY BENT TAB STUD** Bridging Channel System was developed to be used in place of the traditional Clip Angle Bridging Channel System. The critical stage during construction is when only outside sheathing is provided and the wind can cause compression of the unsupported stud flanges. After inside sheathing is applied, lateral torsional buckling of the studs is prevented.

In order to establish the structural performance/integrity of the **BAILEY BENT TAB STUD** Bridging Channel System in comparison to the traditional Clip Angle Bridging Channel System, physical tests were carried out at ArcelorMittal Dofasco under uniformly distributed loading. As can be observed from Table 1, the strength of the **BAILEY BENT TAB STUD** Bridging Channel System is equal to or greater in comparison to the Clip Angle Bridging Channel System.

The **BAILEY BENT TAB STUD** Bridging Channel System

consists of a bent tab, the knockout element, which is bent perpendicular to the stud, requiring only **one screw** to support the bridging channel at each stud location (see [Figure 1](#)).

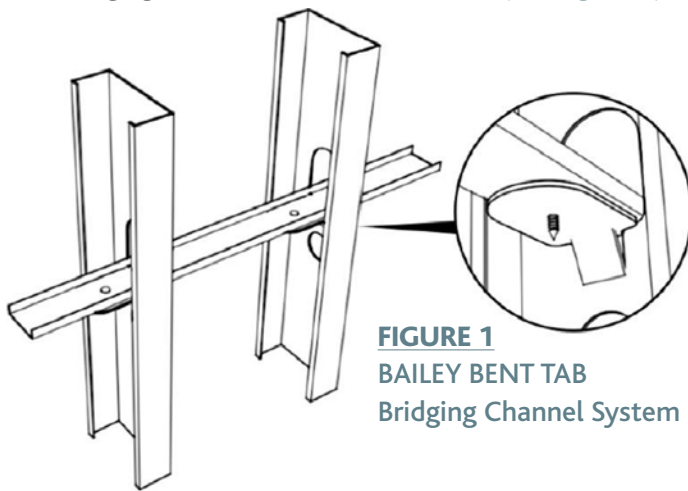


FIGURE 1
BAILEY BENT TAB
Bridging Channel System

Based on comparative tests, it has been established that the **BAILEY BENT TAB STUD** Bridging Channel System can be used in place of the traditional Clip Angle Bridging Channel System in curtain wall applications.

NOTES:

- * Average of three tests.
- + Average of two tests.
- Michael Gulas, "Bailey Bridging Channel UDL Test", ArcelorMittal, Hamilton, Ontario, Project No. CSF-AMA-003-PSD-002, September 18, 2019.
- The testing program was witnessed by: Dr. Reinhold M. Schuster, P.Eng., Distinguished Professor Emeritus, Department of Civil and Environmental Engineering University of Waterloo.

REFERENCE STANDARDS:

NBCC – National Building Code of Canada
CAN/CSA-S136 - North American Specification for the Design of Cold-Formed Steel Structural Members.
ASTM A653/A653M - Standard Specification for Steel Sheet Zinc-Coated (Galvanized or Zinc-Iron Alloy Coated [Galvannealed]) by the Hot-Dip Process.
ASTM C955 - Standard Specification for Cold-Formed Steel Structural Framing Members.

The Clip Angle Bridging Channel System

is one of the most common systems used in the industry to provide the required lateral stability during the construction stage. As can be seen in [Figure 2](#), four screws are required at each stud location to create this connection.

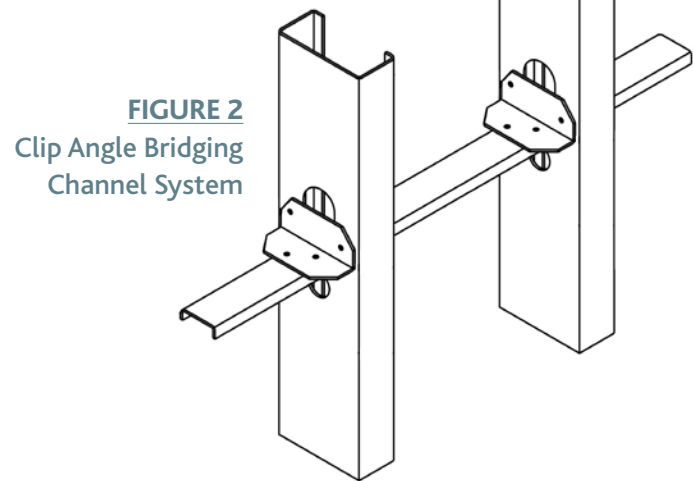


FIGURE 2
Clip Angle Bridging
Channel System

TABLE 1 - Summary of Test Failure Loads

TEST	SPECIMEN	CLIP ANGLE (psf)	BENT TAB (psf)
1	600ST162-33	82.3	78.3*
2	600ST162-43	121	131*
3	362ST162-33	50.6	56.8*
4	362ST162-43	79.6	82.3*
5	800ST162-43	178	163+



THE NEXT GENERATION OF STEEL FRAMING

BAILEY
METAL PRODUCTS LIMITED

BENT TAB STUD

The Bridging Channel System that helps reduce material and labour costs.

www.bmp-group.com • sales@bmp-group.com



BT-EN01IN23-1000

MONTREAL

525 Avenue Edward VII
Dorval, QC H9P 1E7
Tel. (514) 735-3455
800-263-3455
Fax. (514) 735-5052

TORONTO

1 Caldari Road
Concord, ON L4K 3Z9
Tel. (905) 738-9267
800-668-2154
Fax. (905) 738-5712

CALGARY

3924 27th Street NE
Calgary, AB T1Y 5K7
Tel. (403) 248-3536
800-665-2013
Fax. (403) 248-0288

EDMONTON

5710 Roper Road NW
Edmonton, AB T6B 3G7
Tel. (780) 462-5757
800-563-1751
Fax. (780) 450-3378

VANCOUVER

3635 190th Street,
Surrey, BC V3Z 0P6
Tel. (604) 590-5100
800-818-2666
Fax. (604) 599-5371